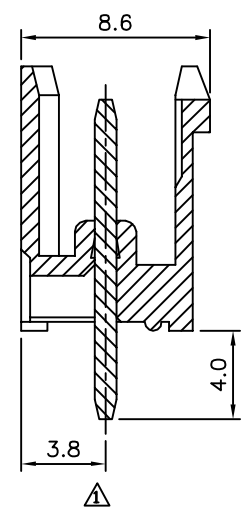
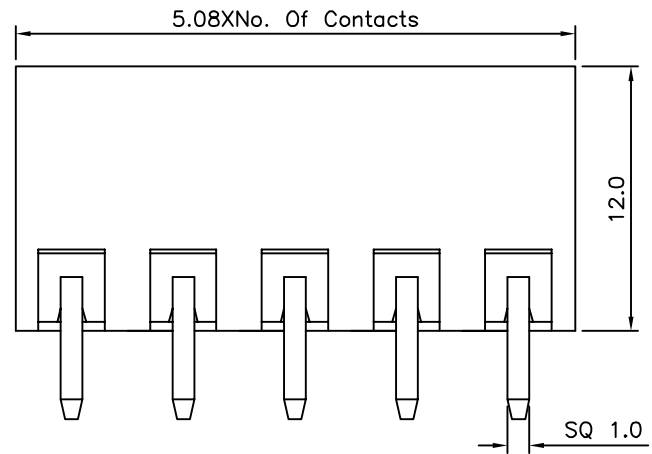
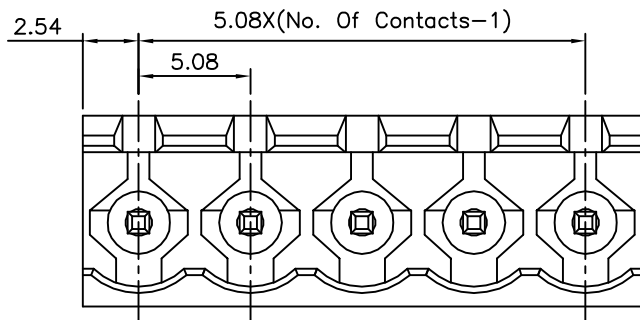


Recommended P.C.B. Layout



**△ SPECIFICATION**

Current Rating:16A  
 Voltage Rating:300V AC  
 Withstanding Voltage:2500V AC 1 Minute  
 Using Temperature Range:-40°C~+105°C  
 Soldering Temperature:+250°C,5s Max.  
 Solder Pin:Copper Alloy,Tin Plated  
 Insulator Body(Housing):Polyamide+G.F(UL94V-0),Green  
 RoHS Compliant

TB51 XX PD - H  
 (1) (2) (3) (4)

- (1) TB51:5.08mm Terminal Block
- (2) XX:No. Of Position
- (3) PD:Male DIP Straight Open End
- (4) H:RoHS Compliant

**AUK** A MEMBER OF AUK GROUP  
**太聯事業股份有限公司**  
**AUK CONTRACTORS CO., LTD.**

CATEGORY		APPROVED BY		UNLESS OTHERWISE SPECIFIED TOLERANCES ARE X. ±0.50 .X ±0.30 .XX ±0.20 ANG. ±1°
PART No. TB51XXPD-H		EMILY		
DRAWING No. TB51XXPD-H		CHECKED BY HZF		
SCALE NONE		DRAWING BY SONG		
REV.	A1	UNIT mm	NO. REV.	

NO. REV.	REVISIONS	CHK	DATE
△ A1	Modify Data	HZF	06/07/2013
△ A0	NEW RELEASE	HZF	02/02/2010