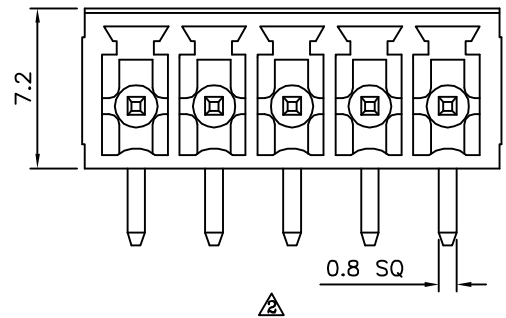
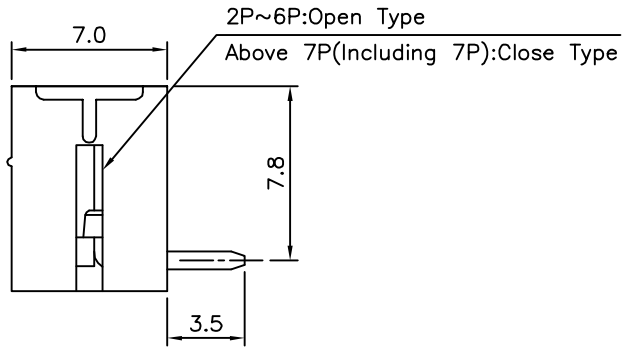
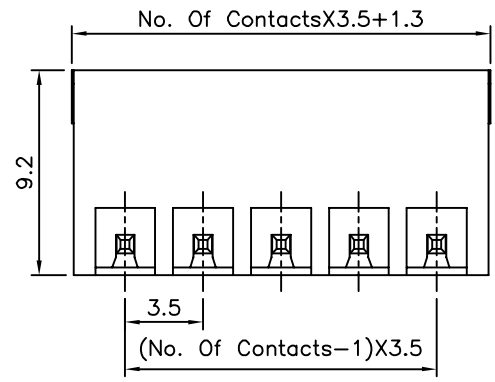


Recommended P.C.B. Layout



△



△ SPECIFICATION

Current Rating:12 Amp/Way Max.
 Voltage Rating:300V AC
 Withstanding Voltage:2500V AC For 1 Minute
 Test Time=60 Sec/1 PCS
 Operation Temperature:-40°C~+105°C
 Soldering Reliability:Test Temperature=250°C±10°C
 5 Seconds Max.
 △ Insulator Body(Housing):Polyamide+G.F.(UL94V-0)
 Solder Pin:Copper Alloy,Tin Plated
 RoHS Compliant

△ TB35 XX PR B - XX - H
 (1) (2) (3) (4) (5) (6)

- (1) TB35:3.5mm Terminal Block
Pluggable Rising Clamp Type
- (2) XX:No. Of Position/Per Row
- (3) PR:Male DIP Right Angle
- (4) B:Close End Type
- (5) XX:Insulator Color
Blank:Green
BK:Black
BL:Blue
- (6) H:RoHS Compliant

AUK A MEMBER OF AUK GROUP
太聯事業股份有限公司
AUK CONTRACTORS CO., LTD.

CATEGORY		APPROVED BY		UNLESS OTHERWISE SPECIFIED TOLERANCES ARE X. ±0.50 .X ±0.30 .XX ±0.20 X* ±1°
PART No. △ TB35XXPRB-XX-H		MEI		
DRAWING No. TB35XXPRB-XX-H		CHECKED BY HZF		
SCALE NONE		DRAWING BY SONG		
REV.	A2	UNIT	mm	△

NO.	REV.	REVISIONS	CHK	DATE
△ A2		Modify Data	HZF	11/23/2011
△ A1		Modify P/N:TB35XXPRB-H --> TB35XXPRB-XX-H	HZF	07/30/2010
△ A0		NEW RELEASE	HZF	04/07/2009