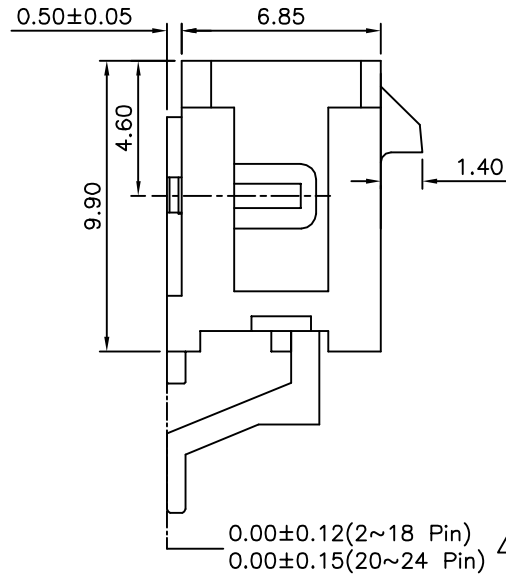
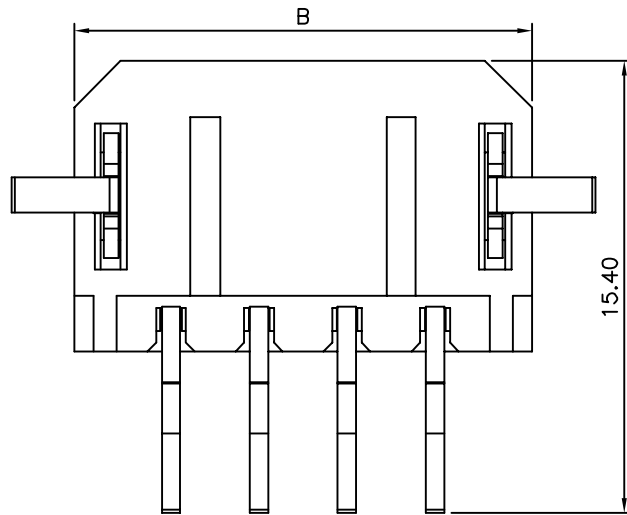


Recommended P.C.B. Layout



SPECIFICATION

1.General Characteristics

3.0mm Micro Fit 2XXX SMT 90° Wafer Shell Tab:SMT
Reel 250 PCS/Reel

2.Material&Finish

Pin:Brass,Matte-Tin Plated
Base:LCP(UL94V-0),Black

3.Electrical Characteristics

Current Rating:5A AC/DC
Voltage Rating:250V AC/DC
Insulation Resistance:1000 Megaohms Min.
Withstanding Voltage:1500V AC/Minute
Contact Resistance:10 Milliohms Max.

4.Environmental Characteristics

Operation Temperature: -25°C~+85°C

5.RoHS Compliant

△ MIF 2 X XX P W - R2H5 - H
(1) (2) (3) (4) (5) (6) (7)

- (1) MIF:3.0mm Micro Fit
- (2) 2: Dual Row
- (3) XX: No. Of Position/Per Row
- (4) P: Male
- (5) W: SMT Right Angle Shell Tab: SMT
- (6) R2H5: Tape & Reel 250 PCS/Reel
- (7) H: RoHS Compliant

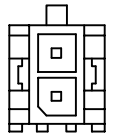
Circuit	A	B	C
2	-	6.70	11.20
4	3.00	9.70	14.20
6	6.00	12.70	17.20
8	9.00	15.70	20.20
10	12.00	18.70	23.20
12	15.00	21.70	26.20
14	18.00	24.70	29.20
16	21.00	27.70	32.20
18	24.00	30.70	35.20
20	27.00	33.70	38.20
22	30.00	36.70	41.20
24	33.00	39.70	44.20

AUK A MEMBER OF AUK GROUP
太聯事業股份有限公司
AUK CONTRACTORS CO., LTD.

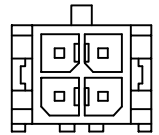
CATEGORY		APPROVED BY	
PART No. MIF2XXXPW-R2H5-H		MEI	
DRAWING No. MIF2XXXPW-R2H5-H		CHECKED BY HZF	
SCALE		DRAWING BY SONG	
NONE	REV.	A2	UNIT
			mm

UNLESS OTHERWISE SPECIFIED TOLERANCES ARE
.X ±0.50
.XX ±0.25
.XXX ±0.10
ANG. ±2°

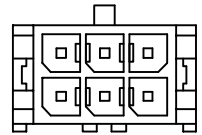
△ A2	Modify Data	HZF	04/10/2012
△ A1	Modify Data	HZF	03/02/2011
△ A0	NEW RELEASE	HZF	06/09/2010
NO. REV.	REVISIONS	CHK	DATE



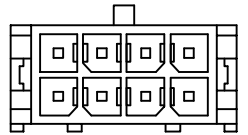
2P



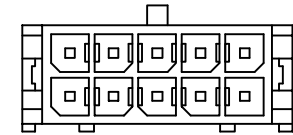
4P



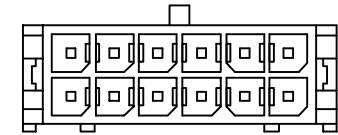
6P



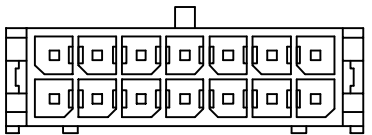
8P



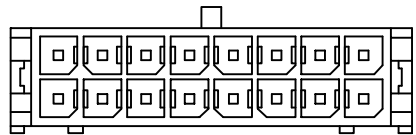
10P



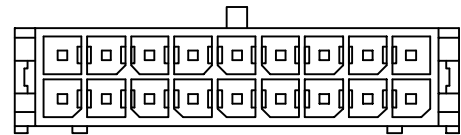
12P



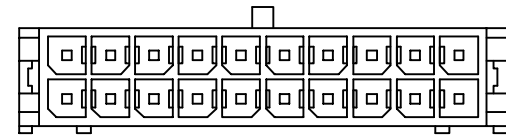
14P



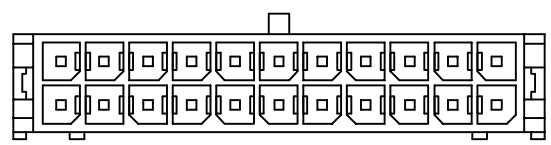
16P



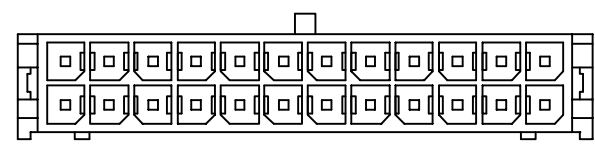
18P



20P



22P



24P

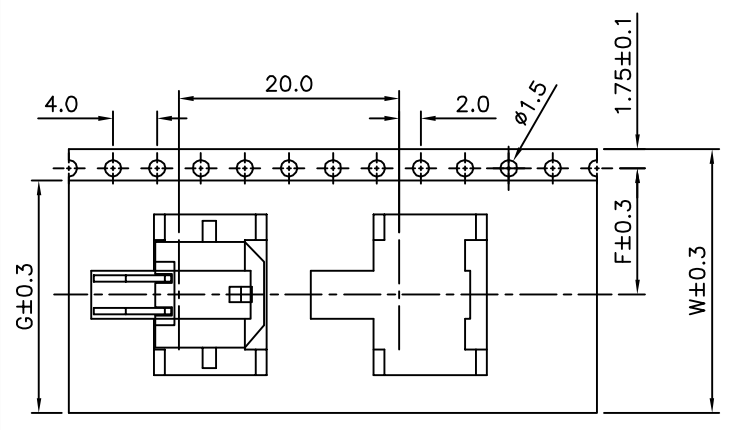


A MEMBER OF AUK GROUP
太聯事業股份有限公司
AUK CONTRACTORS CO., LTD.

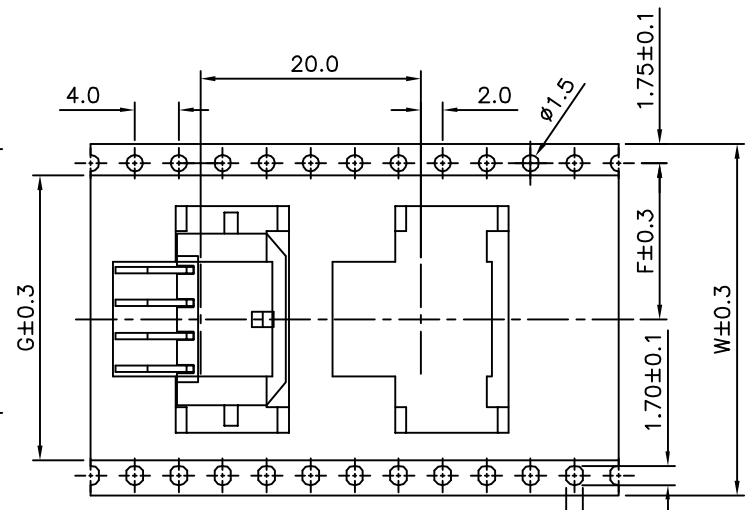
CATEGORY		APPROVED BY MEI		UNLESS OTHERWISE SPECIFIED TOLERANCES ARE .X ±0.50 .XX ±0.25 .XXX ±0.10 ANG. ±2°
PART No. MIF2XXXPW-R2H5-H		CHECKED BY HZF		
DRAWING No. MIF2XXXPW-R2H5-H		DRAWING BY SONG		
SCALE	NONE	REV.	A2	
UNIT mm				

NO.	REV.	REVISIONS	CHK	DATE
△A2		Modify Data	HZF	04/10/2012
△A1		Modify Data	HZF	03/02/2011
△A0		NEW RELEASE	HZF	06/09/2010

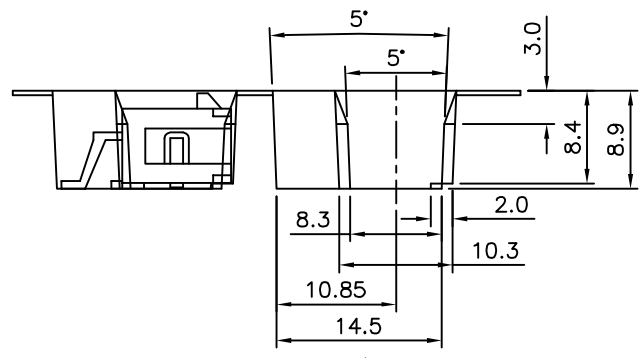
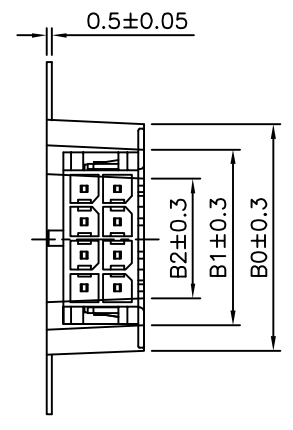
△ SPECIFICATION
 Reel Size: 13"XWmm
 Carrier Tape: 5.6M/Reel
 Carrier Tape: PS, Black
 Q'ty: 250 PCS/Reel
 RoHS Compliant



02P~04P Pull Out Direction



△ 06P~24P 1.50



Pin	W	B0	B1	B2	F	G
02	24.0	11.6	7	4.4	11.5	21.3
04		14.6	10	4.4		
06	32.0	17.6	13	7.4	14.2	25.5
08		20.6	16	10.4		
10	44.0	23.6	19	13.4	20.2	37.5
12		26.6	22	16.4		
14		29.6	25	19.4		
16		32.6	28	22.4		
18	56.0	35.6	31	25.4	26.2	49.5
20		38.6	34	28.4		
22		41.6	37	31.4		
24		44.6	40	34.4		



AUK A MEMBER OF AUK GROUP
太聯事業股份有限公司
AUK CONTRACTORS CO., LTD.

CATEGORY		APPROVED BY		UNLESS OTHERWISE SPECIFIED TOLERANCES ARE △ .X ±0.1 △ .XX ±0.05 △ .XXX ±0.02 △ ANG. ±2°
PART No. MIF2XXXPW-R2H5-H		MEI		
DRAWING No. MIF2XXXPW-R2H5-H		CHECKED BY HZF		
SCALE		DRAWING BY SONG		
SCALE	NONE	REV.	A2	UNIT mm

NO.	REV.	REVISIONS	CHK	DATE
△ A2		Modify Data	HZF	04/10/2012
△ A1		Modify Data	HZF	03/02/2011
△ A0		NEW RELEASE	HZF	06/09/2010