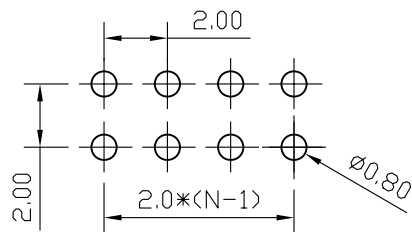
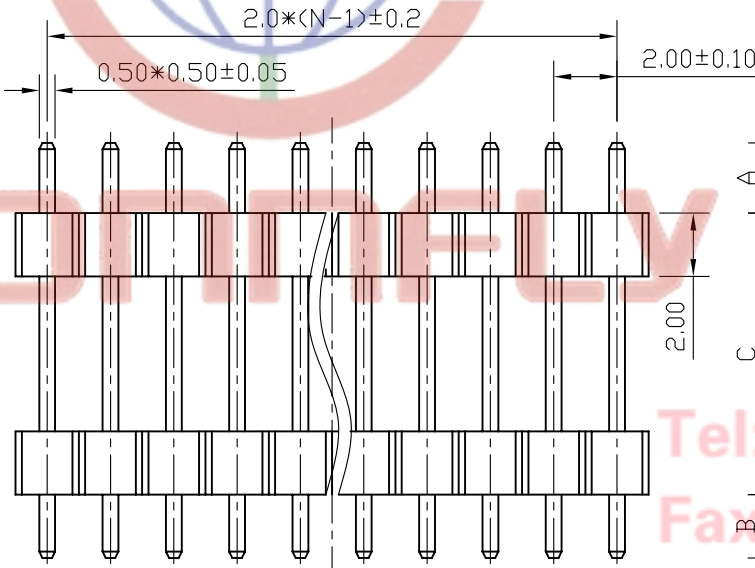
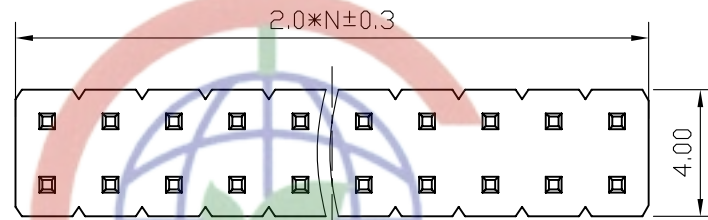


REV.	DESCRIPTION	DRAWN	CHECKED	APPROVED
A	NEW RELEASE	LJH 04/13/06'	~~~~~	LJC 04/13/06'
B	ADD TABLE A	LJH 04/05/06'	~~~~~	LJC 04/05/06'
C	ADD DIM	LL 07/01/06'	~~~~~	LL 07/01/06'
D	ADD DIM	YCH 05/19/11'	~~~~~	

N: HALF OF CONTACTS

TABLE A:

TYPE	Dimension		
	A	C	B
1	3.20	9.60	2.20
2	4.00	5.70	2.80
3	3.00	22.00	3.00
4	6.00	10.40	3.00
5	3.20	9.60	2.20
6	3.20	15.75	2.20
7	4.00	9.00	3.00
8	3.60	7.50	2.50
9	4.60	8.20	3.60
10	3.50	13.50	3.00
11	3.50	21.40	2.80
12	3.70	21.70	3.70
13	6.00	12.00	3.00
14	3.50	6.00	2.50
15	6.50	8.50	3.00
16			
17			
18			
19			
20			
21			
22			
23			
24			
25			
26			
27			
28			
29			
30			
31			
32			
33			
34			
35			



RECOMMEND PCB LAYOUT
(TOLERANCE=±0.05)

NOTES:

- MATERIAL
 - INSULATOR: THERMOPLASTIC (UL94 V-0).
 - CONTACT MATERIAL: COPPER ALLOY.
- SPECIFICATION
 - CURRENT RATING: 1.5 Amp.
 - INSULATION RESISTANCE: 1000MΩ Min.
 - DIELECTRIC WITHSTANDING: 600VAC.
 - CONTACT RESISTANCE: 50mΩ Max.
 - OPERATING TEMPERATURE: -40°C TO +105°C.

3. PART NUMBER: DS1030-02

4. PRODUCT NUMBER CODE:

DS1030-02 - X X X X X X X

DIM. A B C TYPE

1: TYPE 1
2: TYPE 2

BEND TYPE
A: V1 TYPE
B: V2 TYPE

MOUNTING TYPE
V: VERTICAL TYPE

HOUSING COLOR
B: BLACK

CONNECTOR PLATING
8: FULL GOLD FLASH
6: TIN

CONNECT TYPE
P: PLUG

No. OF CONTACTS
2*1-2*40

GENERAL TOLERANCE		ANGLE TOLERANCE	
X.	±0.60	X.	±5°
.X	±0.38	.X	±3°
.XX	±0.25	.XX	±2°

DRAWING TYPE	CUSTOMER
SCALE	1:1 SHEET 1 OF 1
DRAWING NO.	C-DS1030-02-XXXXXX

PROJECTION	TITLE
UNITS	mm
SHEET SIZE	A4
SERIES	DS1030-02 SERIES



晨翔电子有限公司

CONNFLY CONNFLY ELECTRONIC CO. LTD

Tel: 86-574-63508787
 Fax: 86-574-63510817
 E-mail: sale@zhenqin.com.cn
 Http://www.connfly.com