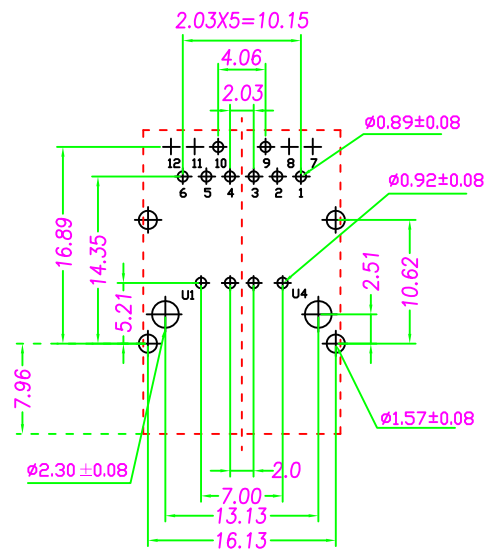
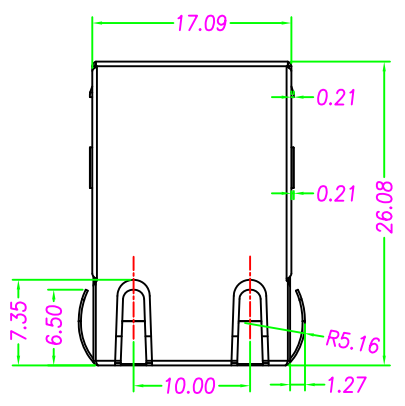
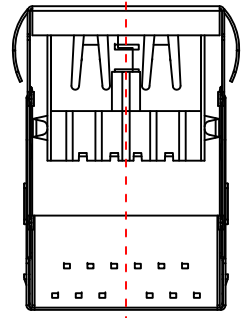
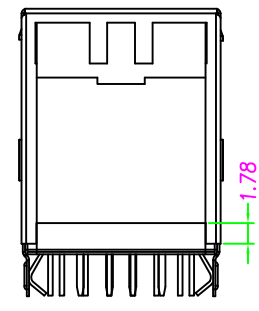
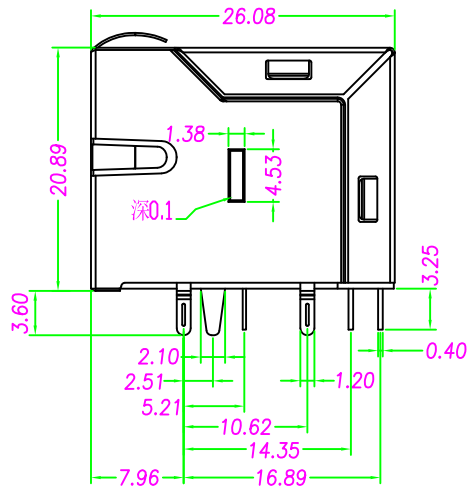
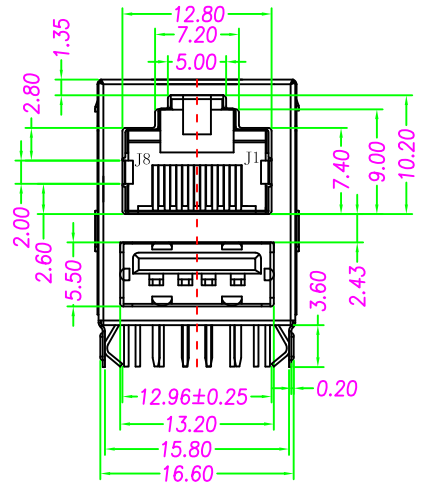


# Mechanical:

REV.	ECN NO.	DESCRIPTION	DATE	APPD
A	REL		2013/10/29	



SUGGESTED PCB LAYOUT (TOP VIEW)

## NOTES:Electrical:

1. Voltage:125VAC RMS.
2. Current Rating:1.5A.
3. Contact Resistance:30 Milliohms max.
4. Insulation Resistance:500 Megohms Min @500VDC.
5. Dielectric Strength:1000VAC RMS 50Hz 1Min.
6. RJ-45 Contact plating: Gold 6 micro-inches min.  
In contact area  
USB Contact plating: Gold flash
7. Gold Plating: (Gold Flash;1.5;3;6;15;30;50)U" Inch
8. Wave solder temperture: 230°C to 250°C, 5~10 Sec.
9. UL Certification: File Number E321120.

## MECHANICAL:

1. Housing Material:Glass Filled Polyester UL94V-0.
  2. Contact Material:Phosphor Bronze  $\phi$  0.45mm.
  3. Plating:Gold Plating Over Nickel.
  4. Operating:750 Cycles Min.
  5. Shield 0.23mm Thickness Copper Alloy With Nickel Plated.
  6. PCB Retention Pre-Solder:1 LB Min.
- Environmental:
1. Temperature Range:-45°C ~ +85°C.
  2. Relative Humidity:90~95% (40±2°C)



X:X	±0.25	APPD:	Trxcom	
X:XX	±0.20	CHKD:	ShenZhen Trxcom Electronics Co., ltd	
X:XXX	±0.05	DR: C.H.Y	TITLE: RJ45/Single USB Jack	
ANGLES	±1°	UNIT: mm	PART NO.: TRJE306DNL	
	SCALE: 2/1	SHEET: 1/1	REV: A	DWG NO.: TRC13102901