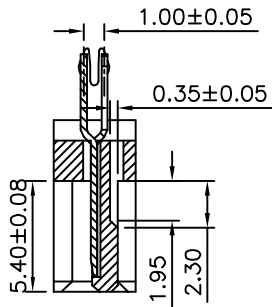


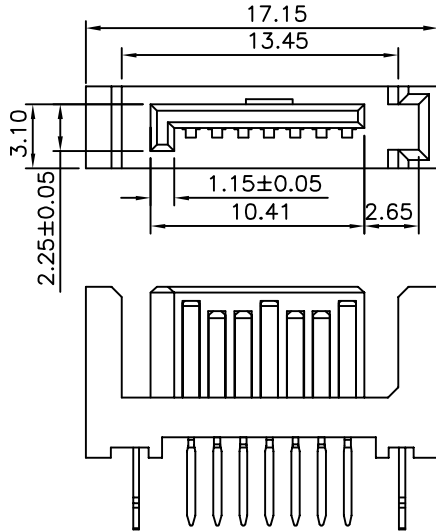
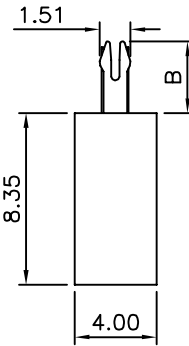
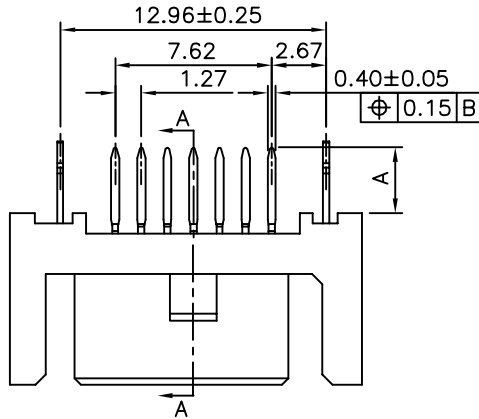
Recommended P.C.B. Layout

**SPECIFICATION**

Current Rating:1.5 Amp Per Contact  
 Dielectric Withstanding Voltage:500V AC  
 Contact Resistance:30 Milliohms Max.  
 Insulation Resistance:1000 Megaohms Min.  
 Operation Temperature:-20°C~+85°C  
 Insulator:High Temperature Thermoplastic,UL94V-0  
 Contact:Copper Alloy,Gold Plated 15u" On Contact Area,Matte Tin Plated On Solder Tails,Over Nickel  
 Latch:Copper Alloy,Matte Tin Plated Over Nickel  
 RoHS Compliant



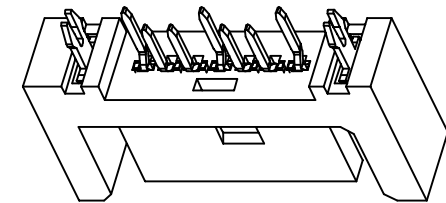
Section A-A



2.05	2.50	PA46	Blue
2.05	2.50	PA46	Green
2.05	2.50	PA46	Red
2.05	2.50	LCP	Black
2.05	2.50	PA46	Yellow
2.05	2.50	PA46	Orange
2.45	2.50	PA46	Blue
3.30	3.50	PA46	Yellow
2.45	2.50	PA46	Green
2.45	2.50	PA46	Orange
3.30	3.50	PA46	Red
2.45	2.50	LCP	Black
A	B	Material	Color

△ SATA 07 P D Z - A - XX - XX - 3 - H H  
 (1) (2) (3) (4) (5) (6) (7) (8) (9) (10) (11)

- (1) SATA:Series ATA Connector
- (2) 07:No. Of Position
- (3) P:Male
- (4) D:DIP Straight
- (5) Z:With Boardlock
- (6) A:Parallel Boardlock Type
- (7) XX:DIP Length(Dim. A)  
 Blank:2.05mm  
 24:2.45mm  
 33:3.30mm
- (8) XX:Insulator Color  
 Blank:Black  
 BL:Blue  
 GR:Green  
 RD:Red  
 YL:Yellow  
 OR:Orange
- (9) 3:Gold Plated 15u" On Contact Area,  
 Matte Tin Plated On Solder Tails,Over Nickel
- (10) H:Withstand High Temperature Soldering
- (11) H:RoHS Compliant



**AUK** A MEMBER OF AUK GROUP  
**太聯事業股份有限公司**  
**AUK CONTRACTORS CO., LTD.**

CATEGORY		APPROVED BY		UNLESS OTHERWISE SPECIFIED TOLERANCES ARE .X ±0.20 .XX ±0.15 ANG. ±1°
PART No. △ SATA07PDZ-A-XX-XX-3-HH		MEI		
DRAWING No. SATA07PDZ-A-XX-XX-3-HH		CHECKED BY HZF		
SCALE		DRAWING BY GAO		
NONE	REV.	A1	UNIT mm	

NO.	REV.	REVISIONS	CHK	DATE
△ A1		Modify P/N: SATA07PDZ-A-XX-XX-3-HH → SATA07PDZ-A-XX-XX-3-HH	HZF	07/26/2012
△ A0		NEW RELEASE	HZF	08/09/2009