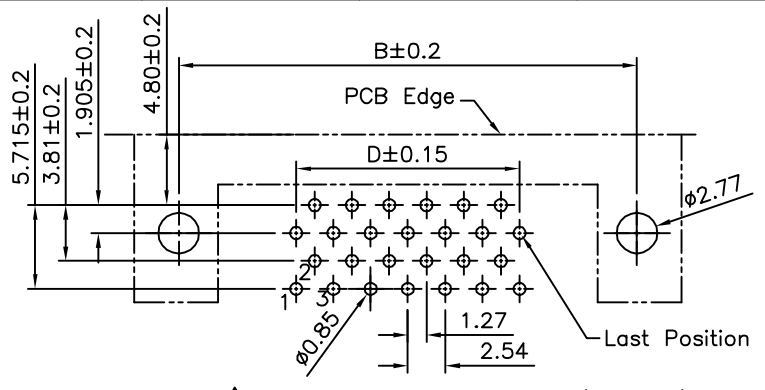
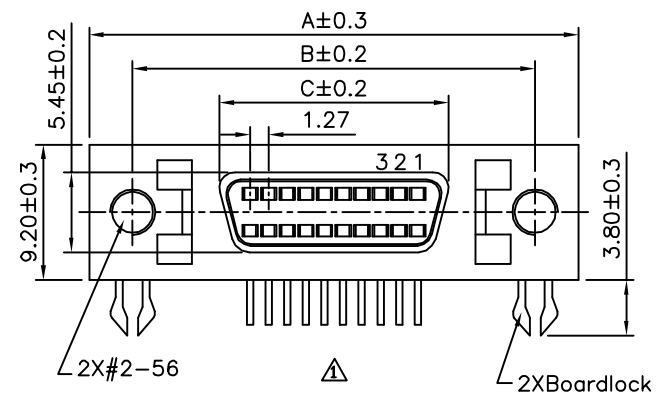


△ Recommended P.C.B. Layout(20P,40P,68,100P)

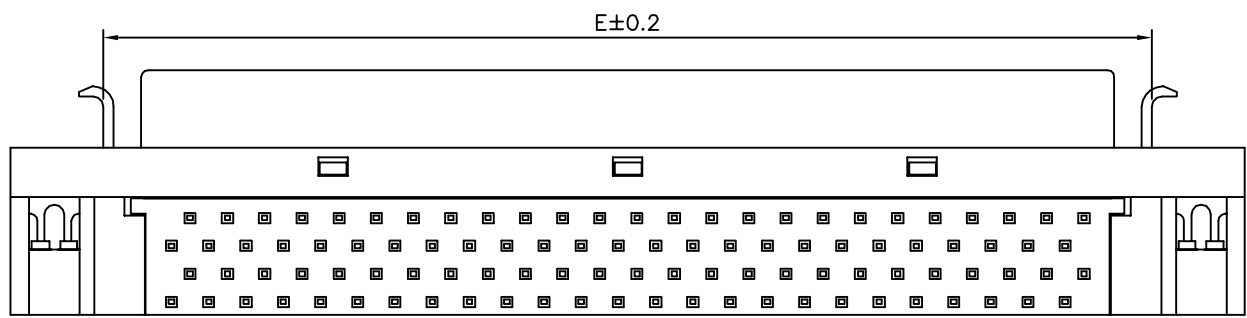


△ Recommended P.C.B. Layout(26P,50P)

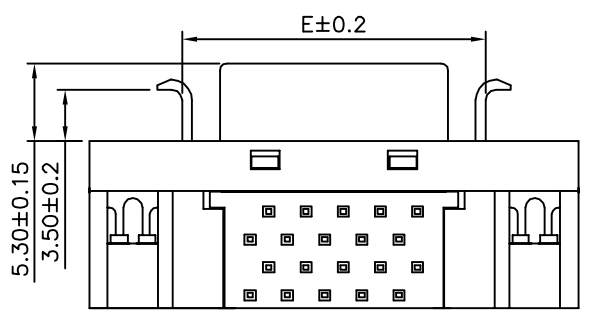
**SPECIFICATION**  
 Contact Current Rating:0.5 Amp  
 Dielectric Withstanding Voltage:500V AC  
 Insulation Resistance:>500 Megaohms Min.  
 Contact Resistance:35 Milliohms Max.  
 Operation Temperature:-55°C~+85°C  
 Housing And Cover:PBT(UL94V-0),Black  
 △ Contact:Phosphor Bronze,Selective Gold Plated 5u" Over Nickel  
 Front Shell:Steel,Nickel Plated Over Copper  
 Bracket:Steel,Nickel Plated Over Copper  
 Boardlock:Brass,Tin Plated Over Copper  
 RoHS Cmpliant



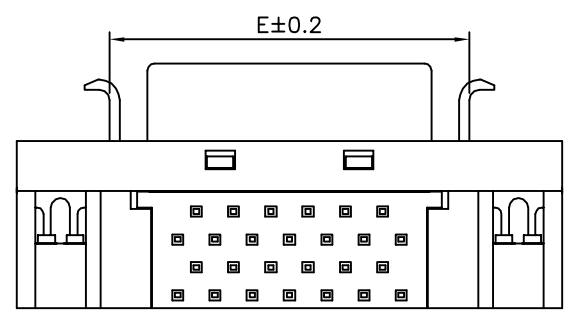
△



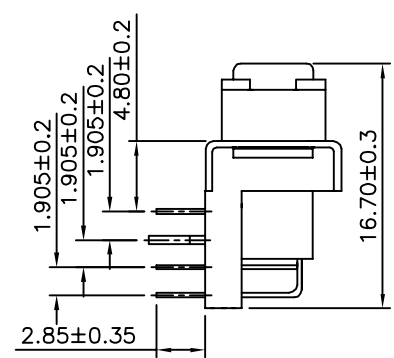
△ 100 Pin



△ 20P,40P,68P



△ 26P,50P



- △ HPD XXX S R - H  
 (1) (2) (3) (4) (5)  
 (1) HPD:1.27mm SCSI Pin Type  
 (2) XXX:No. Of Position  
 (3) S:Female  
 (4) R:DIP Right Angle  
 (5) H:RoHS Compliant

Pin	A	B	C	D	E
20	33.50	27.45	15.64	11.43	20.83
26	37.19	31.26	19.45	15.24	24.76
40	46.00	40.15	28.25	24.13	33.45
50	52.43	46.50	34.70	30.48	39.90
68	63.86	57.93	46.13	41.91	51.32
100	84.18	78.25	66.45	62.23	71.70

**AUK** A MEMBER OF AUK GROUP  
**太聯事業股份有限公司**  
**AUK CONTRACTORS CO., LTD.**

CATEGORY		APPROVED BY		UNLESS OTHERWISE SPECIFIED TOLERANCES ARE .X ±0.38 .XX ±0.25 ANG.
PART No. △ HPDXXXSR-H		MEI		
DRAWING No. HPDXXXSR-H		HZF		
SCALE NONE		SONG		
REV.	A1	REV.	A1	UNIT mm

NO.	REV.	REVISIONS	CHK	DATE
△ A1		Modify P/N:HPD020SR-H-->HPDXXXSR-H Add 26,40,50,68&100Pin	HZF	07/10/2013
△ A0		NEW RELEASE	HZF	09/22/2010