


TMP-01 PLOTTER



Description

- Pen is installed manually
- USB interface to PC
- 110~240VAC power supply
- WINDOWS BASED Operation system

Note

- System Kit includes:
1. Plotter Pen TMPP-01
 2. Felt-Tip Pen TMPP-06
 3. Cleaning Set TMPC-01
 4. Support Plate TMPF-001
 5. Ink Cartridge TMPK-01

Available accessories



TMPF-001

Description

Support plate

Each plotter set includes one support plate, additional plates are available separately.

Note

Support plate is adjustable to accommodate various sizes of marking labels. The support plate is universal and suitable for TM2x marking label series.



TMPC-01

Description

Cleaning set
Cleaning fluid 10ml x 2
Cleaning container x 1
Cleaning cloth x 1

Note

Function: cleans the inside of the pen, can also erase printings.



TMPP-01 (Tip 0.25mm)
TMPP-02 (Tip 0.35mm)
TMPP-03 (Tip 0.5mm)

Description

Single pen per pack

Note

Cartridge ink pen: remember to replace cap after each use to prevent blockage. Use included cleaning liquid only.



TMPC-02

Description

Suction ball

Note

Function: Clears the pen tip when it is blocked.



TMPP-06

Description

Felt-tip pen 0.3mm

Dinkle Ink Cartridge

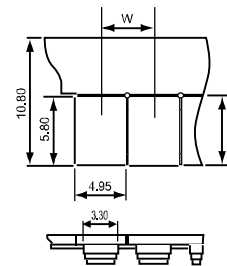


TMPK-01

Description

1ml x 5 / pack

Dimension



Part Number	TM19	TM20	TM21	TM22	TM26	TM27	TM28	TM35	TM36	TM37	TM38	
Pitch	4.2	5.1	6.1	8.0	5.1	6.1	8.0	4.2	5.1	6.1	8.0	
Length	5.8				12				10			
Numbers of one card line x row	20X15 =300	20X10 =200	20X10 =200	20X8 =160	12X12 =144	12X10 =120	12X7 =84	12X15 =180	12X12 =114	12X10 =120	12X8 =96	
sheet / box	10	10	10	10	10	10	10	10	10	10	10	

Part Number	TM19	TM20	TM21	TM22	TM26	TM27	TM28	TM35	TM36	TM37	TM38	Applicable part number	<div style="display: inline-block; width: 15px; height: 10px; background-color: #90EE90; border: 1px solid black;"></div> Best application <div style="display: inline-block; width: 15px; height: 10px; background-color: #FFD700; border: 1px solid black;"></div> Available application	
Length (L)	5.8	5.8	5.8	5.8	12	12	12	10	11	12	13			
Pitch (W)	4.2	5.1	6.1	8	5.1	6.1	8	4.2	5.1	6.1	8			
Designation												AKK1.5		
													DK2.5S, DK2.5P, DKK2.5, PM2.5N, PM2.5W, AK2.5P, AKK2.5	
													DK4S, DK4P, DKK4, DK4-TR, DK4-TR-TG, DK2.5SG, DK2.5SG-PE, PM4N, RETP-..., RETY-..., AKK4	
													DK10-TF(5X20), DK10-TFA(5X20),	
													DK2.5N, DK2.5N-PE, DK2.5D, DK2.5, DK2.5-PE, DK1.5-TR, DK2.5-TR-TG,	
													DKES1.5, DKES1.5LED, DKES1.5M	
													DK4N, DK4-PE, DK4D, DK4, DK4N-PE	
													DK6S, DK6N, DK6N-PE, DK6D, DK6P, DK6, DKTL6, DKTD6, DK4-TF(5X20), DK4-TFL(5X20), PM6N	
													DK10N, DK10D, DK10, DK10-PE, DK10N-PE	
													DK16H, DK16-PE, DK16N	
													DK35H, DK35-PE, DK35N	
													DK50, DK50-PE	
													DK95, DK95-PE	
													DK150	
													DK240	
													DEGM-03P, DEGM-06P, DEGM-12P, DEG-02P, DEG-04P, DEGH-04P, DEGH-06P	
													PMM2.5WS, PMM2.5WSH, PMM2.5W, AK2.5PP, PM2.5WSH, PM2.5WS, PM2.5WS, PM2.5WSA	
													PPACN-10, PPACN-10Z, PPACNV-10, PPACNV-10Z, PPACN-10AS, PPACNV-10AS, PPACN-4, PPACNV-4	
													PPAC-16, PPACV-16, PPAC-16Z, PPAC-16AS, PPAC-25, PPAC-25AS,	
													PPAC-50, PPAC-50AS, PPAC-95, PPAC-95M, PPAC-95AS, PPAC-95MAS	
													AK1.5, AK1.5-TR, AK1.5-TN, AK1.5-PE,	
													AK2.5, AK2.5-TR, AK2.5-TN, AK2.5-PE	
													AK4, AK4-TR, AK4-TN, AK4-PE	
													AK6, AK6-TN, AK6-TR, AK6-PE	
													AK10, AK10-TN, AK10-PE,	
												AK16, AK16-TN		
												AK35		

Marking label for DIN Rail series

description of the part number

Marking label DIN Rail Terminal Blocks

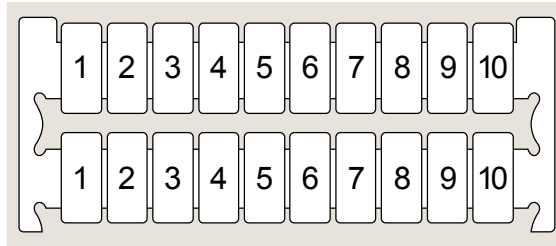

TM - XXX

Marking Contents (A,B,C.....Z:00,01,02,03.....98,99)

Color coding:K:black R:red X:yellow G:green L:blue N:orange M:grey W:white

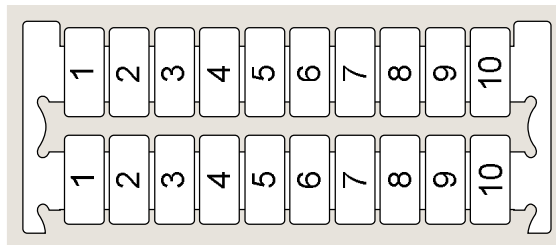
Marking Label Specifications (01,02,03,04,05 please kindly refer to the list of marking labels)

Horizontal Printing



Symble	Cat. No.	Symble	Cat. No.	Symble	Cat. No.	Symble	Cat. No.	Symble	Cat. No.
A~Z	AH00	L1	BH01	1~50	EH01	1~10	FH01	PE	GH01
		L2	BH02	51~100	EH02	11~20	FH02	PEN	GH02
A	AH01			101~150	EH03	21~30	FH03		
B	AH02	U.V.W.N.PE	CH00	U.V.W.N	HH00
C	AH03				
.	.	L1.L2.L3.N.PE	DH01		
.	.	L1.L2.L3.N	DH02	851~900	EH18	171~180	FH18		
.	.			901~950	EH19	181~190	FH19		
X	AH24			951~999	EH20	191~200	FH20		
Y	AH25								
Z	AH26								

Vertical Printing



Symble	Cat. No.	Symble	Cat. No.	Symble	Cat. No.	Symble	Cat. No.	Symble	Cat. No.
A~Z	AV00	L1	BV01	1~50	EV01	1~10	FV01	PE	GV01
		L2	BV02	51~100	EV02	11~20	FV02	PEN	GV02
A	AV01			101~150	EV03	21~30	FV03		
B	AV02	U.V.W.N.PE	CV00	U.V.W.N	HV00
C	AV03				
.	.	L1.L2.L3.N.PE	DV01		
.	.	L1.L2.L3.N	DV02	851~900	EV18	71~80	FV08		
.	.			901~950	EV19	81~90	FV09		
X	AV24			951~999	EV20	91~100	FV10		
Y	AV25								
Z	AV26								