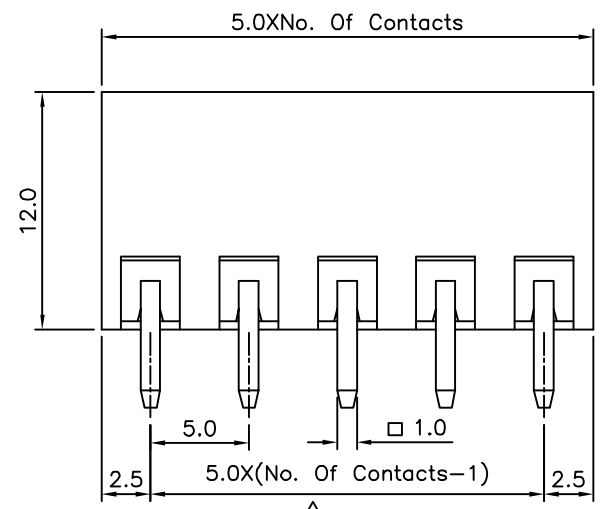


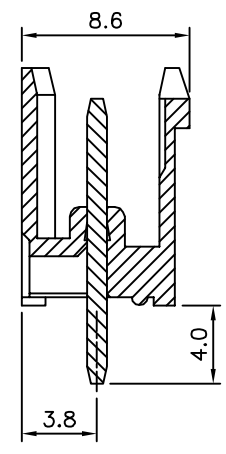
Recommended P.C.B. Layout

△ SPECIFICATION

Voltage Rating:300V AC
 Current Rating:16A
 Withstanding Voltage:2500V AC(1 Minute)
 Using Temperature Range:-40°C~+105°C
 Soldering Temperature:+250°C,5s Max.
 Solder Pin:Copper Alloy,Tin Plated
 Insulator Body:Polyamide+G.F.(UL94V-0)
 RoHS Compliant



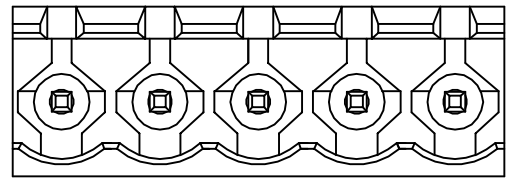
△



△

△ $\frac{TBH}{(1)} \frac{XX}{(2)} \frac{D}{(3)} - \frac{XX}{(4)} - \frac{H}{(5)}$

- (1) TBH:5.0mm Terminal Block
Pluggable Rising Clamp Type
- (2) XX:No. Of Position/Per Row
- (3) D:DIP Straight
- (4) XX:Insulator Color
Blank:Green
BL:Blue
BK:Black
- (5) H:RoHS Compliant



△

AUK A MEMBER OF AUK GROUP
太聯事業股份有限公司
AUK CONTRACTORS CO., LTD.

| | | | | | | | | |
|-------------------------|------|-------------|----|--|------|----|--|--|
| CATEGORY | | APPROVED BY | | UNLESS OTHERWISE SPECIFIED TOLERANCES ARE .X ±0.50 .XX ±0.30 .XXX ±0.20 ANG. ±1° | | | | |
| PART No. TBHXXD-XX-H | | MEI | | | | | | |
| DRAWING No. TBHXXD-XX-H | | GAO | | | | | | |
| SCALE | NONE | REV. | A1 | | UNIT | mm | | |
| | | CHECKED BY | | | | | | |
| | | HZF | | | | | | |
| | | DRAWING BY | | | | | | |
| | | GAO | | | | | | |
| | | REV. | | | | | | |
| | | A1 | | | | | | |
| | | NO.REV. | | | | | | |
| | | REVISIONS | | | | | | |
| | | CHK | | | | | | |
| | | DATE | | | | | | |
| | | HZF | | | | | | |
| | | 08/08/2012 | | | | | | |
| | | HZF | | | | | | |
| | | 08/12/2009 | | | | | | |