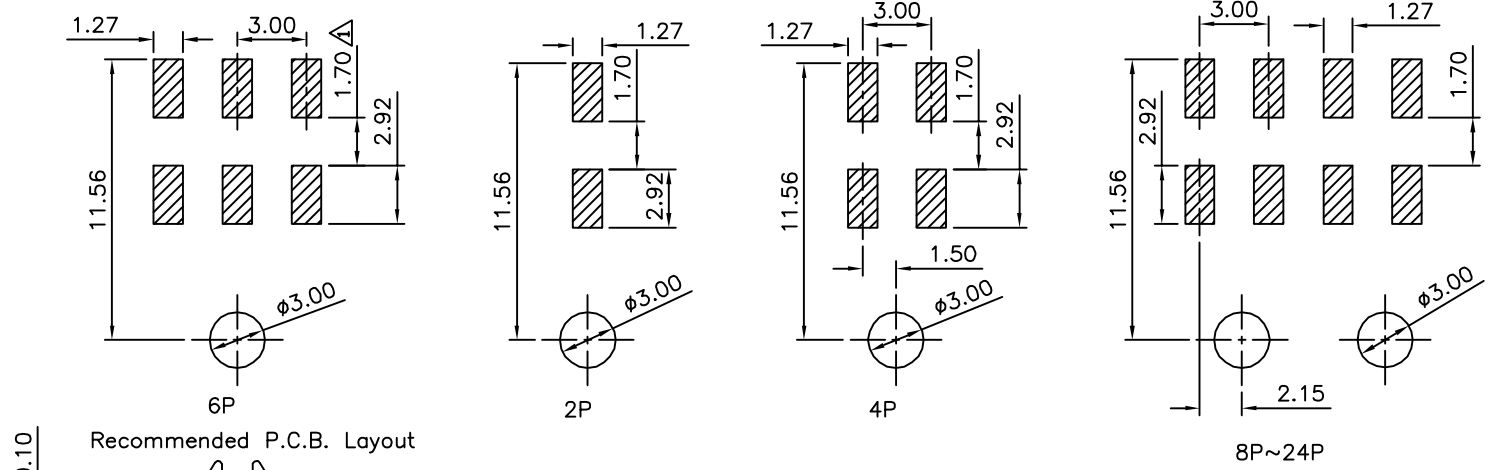


SPECIFICATION

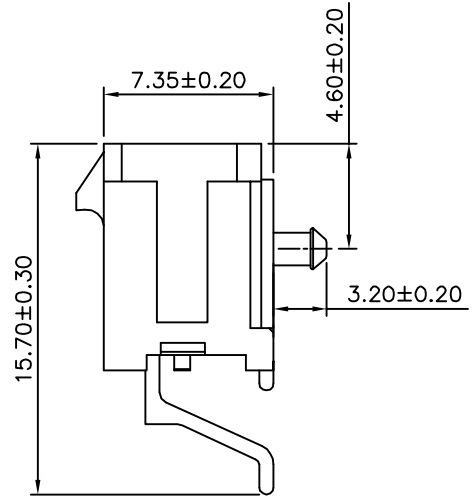
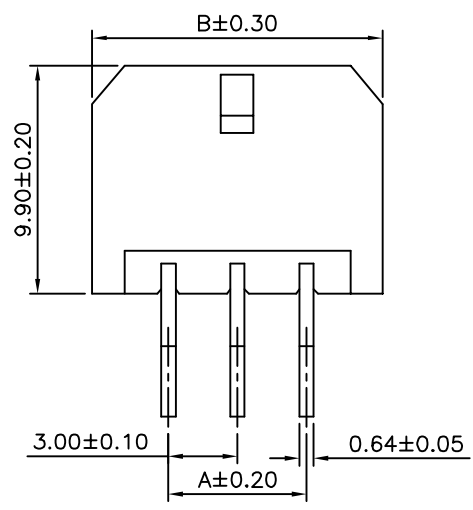
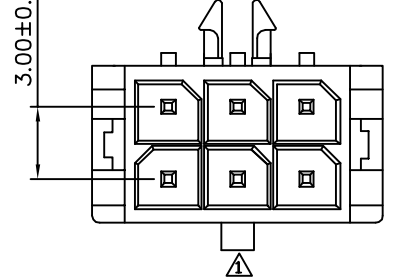
- △1. General Characteristics
3.0mm Micro-Fit Wafer 2XXX SMT 90°
With Post Black Insulator Tin Plated
Tape&Reel 200 PCS/Reel
- 2. Material&Finish
Insulator:LCP(UL94V-0)
Contact:Brass,Tin Plated
- 3. Electrical Characteristics
Current Rating:5A AC,DC
Voltage Rating:250V AC,DC
Contact Resistance:10 Milliohms Max.
Insulation Resistance:1000 Megaohms Min.
Withstand Voltage:1500V AC/Minute
- 4. Environmental Characteristics
Temperature Range:-25°C~+85°C
- 5. RoHS Compliant

- △ MIF $\frac{2}{(1)}$ X $\frac{XX}{(2)}$ P $\frac{WP}{(3)}$ - $\frac{R2H}{(4)}$ - $\frac{H}{(5)}$
- (1) MIF:3.0mm Micro-Fit Series
 - (2) 2: Dual Row
 - (3) XX: No. Of Position/Per Row
 - (4) P: Male
 - (5) WP: SMT Right Angle With Post
 - (6) R2H: Tape&Reel 200 PCS/Reel
 - (7) H: RoHS Compliant

Pin	A	B
2	--	6.65
4	3.00	9.65
6	6.00	12.65
8	9.00	15.65
10	12.00	18.65
12	15.00	21.65
14	18.00	24.65
16	21.00	27.65
18	24.00	30.65
20	27.00	33.65
22	30.00	36.65
24	33.00	39.65



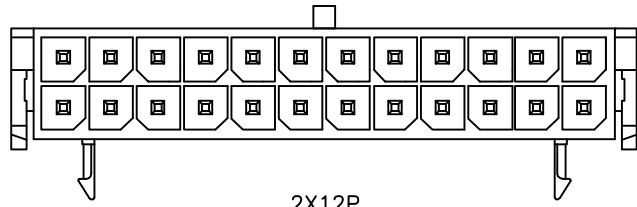
Recommended P.C.B. Layout



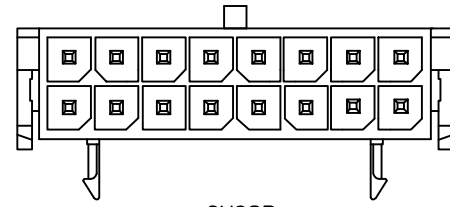
AUK A MEMBER OF AUK GROUP
太聯事業股份有限公司
AUK CONTRACTORS CO., LTD.

CATEGORY		APPROVED BY MEI		UNLESS OTHERWISE SPECIFIED TOLERANCES ARE X. ±0.30 .X ±0.25 .XX ±0.20 .XXX ±0.015
PART No. △ MIF2XXXPWP-R2H-H		CHECKED BY HZF		
DRAWING No. MIF2XXXPWP-R2H-H		DRAWING BY CYP		
SCALE	NONE	REV.	A1	
		UNIT	mm	

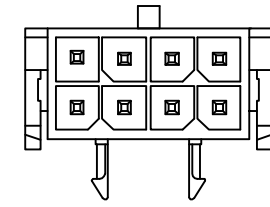
NO.	REV.	REVISIONS	CHK	DATE
△ A1		Modify P/N: MIF2XXXPWP-H → MIF2XXXPWP-R2H-H	HZF	12/18/2014
△ A0		NEW RELEASE	HZF	04/30/2012



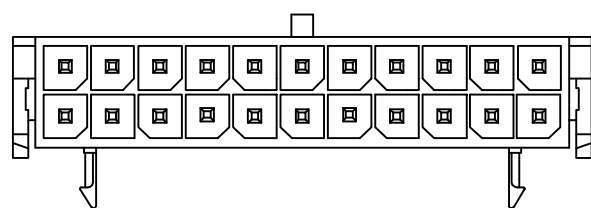
2X12P



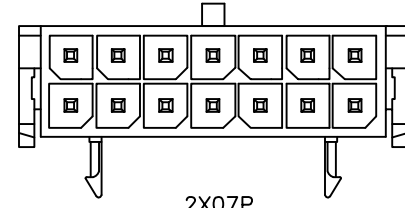
2X08P



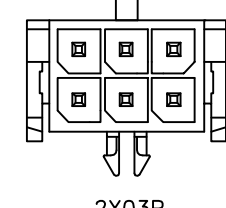
2X04P



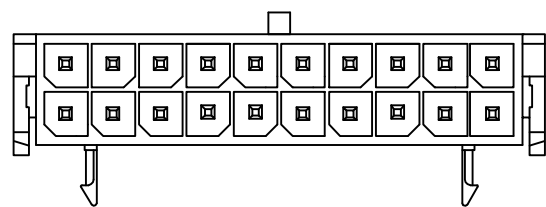
2X11P



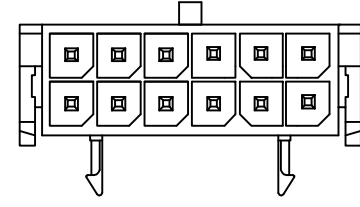
2X07P



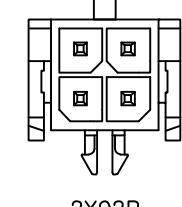
2X03P



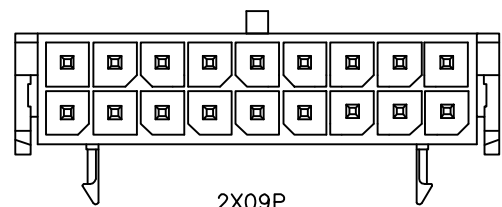
2X10P



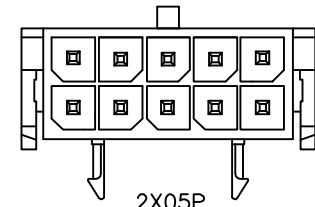
2X06P



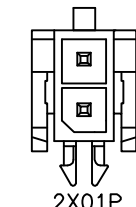
2X02P



2X09P



2X05P



2X01P

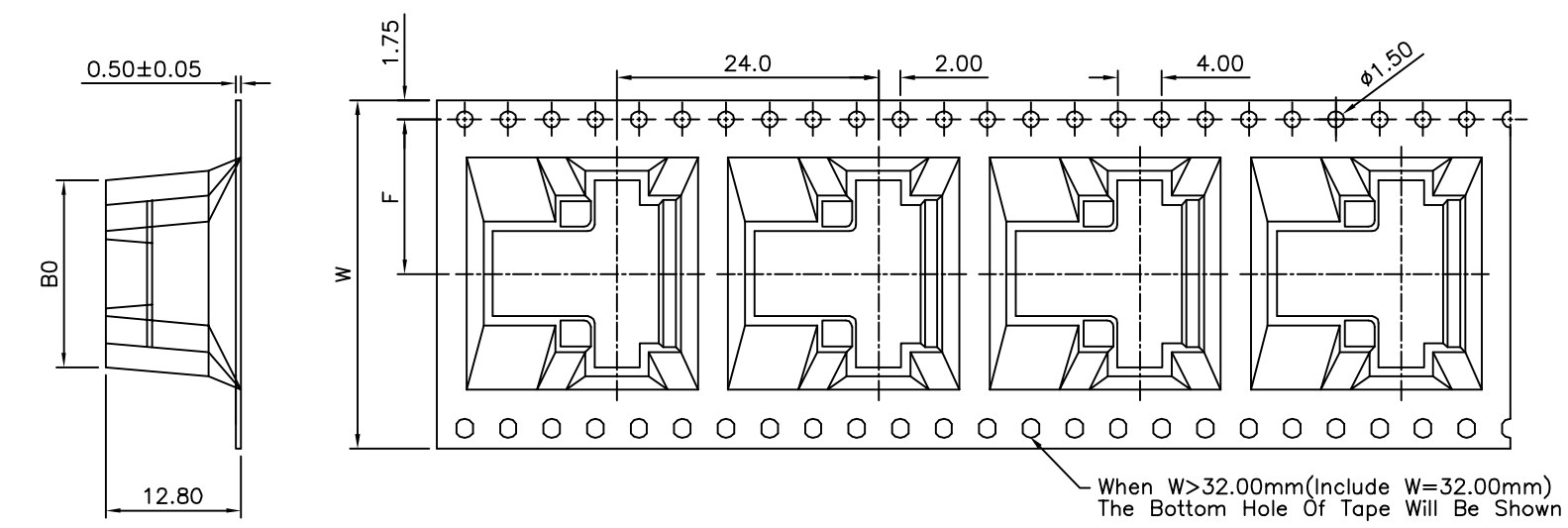


A MEMBER OF AUK GROUP
太聯事業股份有限公司
AUK CONTRACTORS CO., LTD.

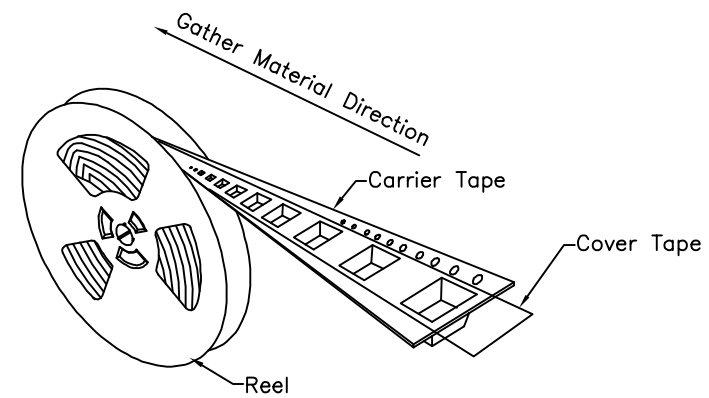
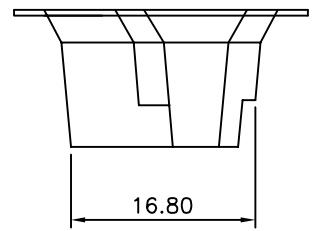
CATEGORY		APPROVED BY		UNLESS OTHERWISE SPECIFIED TOLERANCES ARE X. ±0.30 .X ±0.25 .XX ±0.20 .XXX ±0.015
PART No. MIF2XXXPWP-R2H-H		MEI		
DRAWING No. MIF2XXXPWP-R2H-H		CHECKED BY HZF		
		DRAWING BY CYP		
SCALE	NONE	REV.	A1	UNIT mm

NO.	REV.	REVISIONS	CHK	DATE
	A1	Modify P/N:MIF2XXXPWP-H --> MIF2XXXPWP-R2H-H	HZF	12/18/2014
	A0	NEW RELEASE	HZF	04/30/2012

SPECIFICATION
 Q'ty:200 PCS/Reel
 RoHS Compliant



When W>32.00mm(Include W=32.00mm)
 The Bottom Hole Of Tape Will Be Shown



Pin	W	F	B0
02	24.0	11.50	11.0
04	32.0	14.20	13.90
06	32.0	14.20	16.90
08	44.0	20.20	20.50
10	44.0	20.20	22.90
12	44.0	20.20	25.90
14	44.0	20.20	28.90
16	56.0	26.00	31.80
22	56.0	26.00	40.85
24	72.0	34.00	44.20

AUK A MEMBER OF AUK GROUP
 太聯事業股份有限公司
 AUK CONTRACTORS CO., LTD.

CATEGORY		APPROVED BY		UNLESS OTHERWISE SPECIFIED TOLERANCES ARE X. ±0.30 .X ±0.25 .XX ±0.20 .XXX ±0.015
PART No. MIF2XXXPWP-R2H-H		MEI		
DRAWING No. MIF2XXXPWP-R2H-H		CHECKED BY HZF		
SCALE NONE		DRAWING BY CYP		
REV.	A1	UNIT	mm	

NO.	REV.	REVISIONS	CHK	DATE
△ A1		Modify P/N:MIF2XXXPWP-H → MIF2XXXPWP-R2H-H	HZF	12/18/2014
△ A0		NEW RELEASE	HZF	04/30/2012