

**SPECIFICATION**

- △ 1. General Characteristics  
3.0mm Micro-Fit Wafer 2XXX DIP 180°  
With Post Black Insulator Tin Plated
- 2. Material & Finish  
△ Housing: PA66+15%G.F.(UL94V-0), Black  
Pin: Brass, Tin Plated
- 3. Electrical Characteristics  
Current Rating: 5A AC, DC  
Voltage Rating: 250V AC, DC  
Contact Resistance: 10 Milliohms Max.  
Insulation Resistance: 1000 Megaohms Min.  
Withstand Voltage: 1500V AC/Minute
- 4. Environmental Characteristics  
Temperature Range: -25°C ~ +85°C
- 5. RoHS Compliant

MIF 2 X XX P DP - H  
(1) (2) (3) (4) (5) (6)

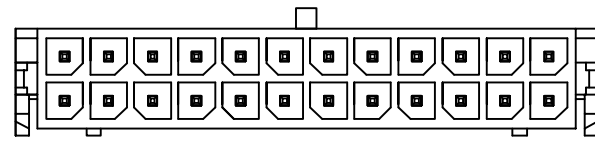
- △ (1) MIF: 3.0mm Micro-Fit Series
- (2) 2: Dual Row
- (3) XX: No. Of Position/Per Row
- (4) P: Male
- (5) DP: DIP Straight With Post
- (6) H: RoHS Compliant

Pin	A	B
02	—	6.65
04	3.00	9.65
06	6.00	12.65
08	9.00	15.65
10	12.00	18.65
12	15.00	21.65
14	18.00	24.65
16	21.00	27.65
18	24.00	30.65
20	27.00	33.65
22	30.00	36.65
24	33.00	39.65

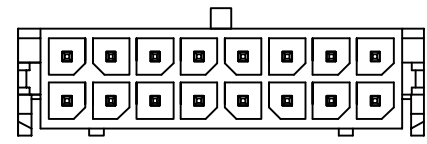
**AUK** A MEMBER OF AUK GROUP  
**太聯事業股份有限公司**  
**AUK CONTRACTORS CO., LTD.**

CATEGORY		APPROVED BY EMILY		UNLESS OTHERWISE SPECIFIED TOLERANCES ARE .X ±0.30 .X ±0.25 .XX ±0.20 .XXX ±0.015
PART No. MIF2XXXDP-H		CHECKED BY HZF		
DRAWING No. MIF2XXXDP-H		DRAWING BY CYP		
SCALE	NONE	REV.	A1	
UNIT	mm			

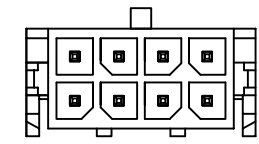
NO.	REV.	REVISIONS	CHK	DATE
△ A1		Modify Data	HZF	11/28/2014
△ A0		NEW RELEASE	HZF	06/22/2012



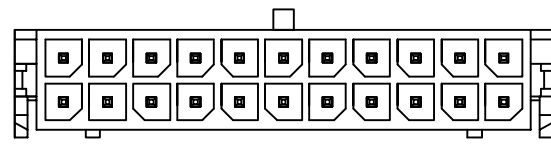
2X12P



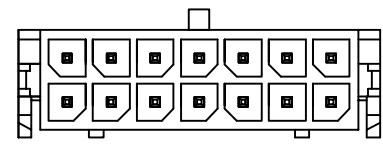
2X8P



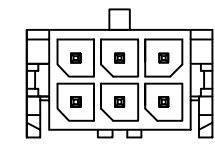
2X4P



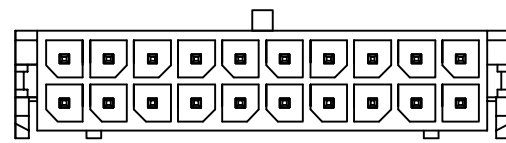
2X11P



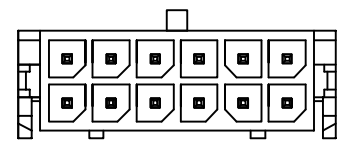
2X7P



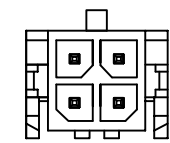
2X3P



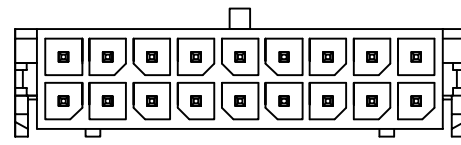
2X10P



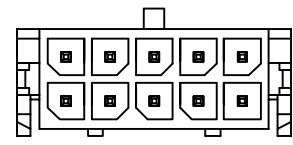
2X6P



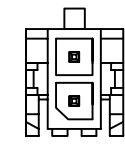
2X2P



2X9P



2X5P



2X1P



**AUK** A MEMBER OF AUK GROUP  
**太聯事業股份有限公司**  
**AUK CONTRACTORS CO., LTD.**

CATEGORY		APPROVED BY EMILY		UNLESS OTHERWISE SPECIFIED TOLERANCES ARE X. ±0.30 .X ±0.25 .XX ±0.20 .XXX ±0.015
PART No. MIF2XXXPDP-H		CHECKED BY HZF		
DRAWING No. MIF2XXXPDP-H		DRAWING BY CYP		
SCALE	NONE	REV.	A1	
UNIT mm				

NO.	REV.	REVISIONS	CHK	DATE
△ A1		Modify Data	HZF	11/28/2014
△ A0		NEW RELEASE	HZF	06/22/2012