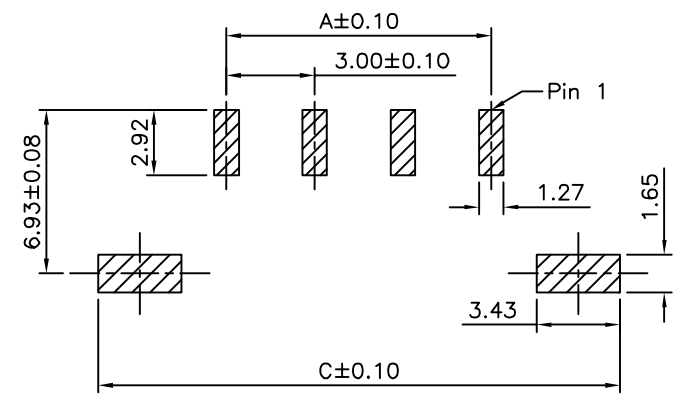
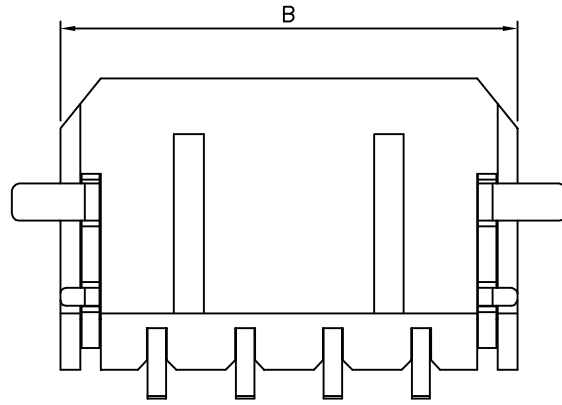


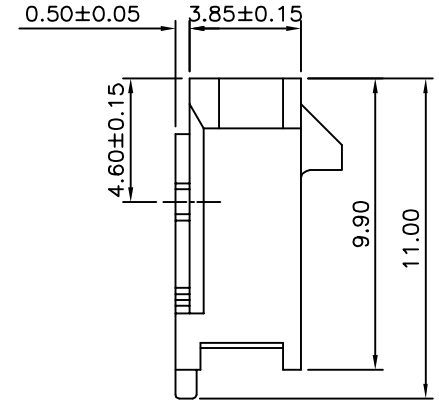
△



△Recommended P.C.B. Layout



△



△

△SPECIFICATION

1. General Characteristics  
3.0mm Micro Fit 1XXX SMT 90° Wafer  
Shell Tab:SMT Black Insulator
2. Material&Finish  
Pin:Brass,Matte Tin Plated  
Base:LCP(UL94V-0),Black
3. Electrical Characteristics  
Current Rating:5A AC/DC  
Voltage Rating:250V AC/DC  
Contact Resistance:10 Milliohms Max.  
Insulation Resistance:1000 Megaohms Min.  
Withstanding Voltage:1500V AC/Minute
4. Environmental Characteristics  
Temperature Range:-25°C~+85°C
5. RoHS Compliant

MIF 1 X XX P W - H  
(1) (2) (3) (4) (5) (6)

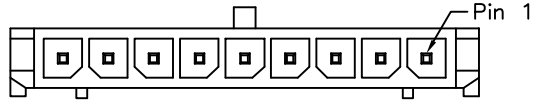
- (1) MIF:3.0 Micro Fit
- (2) 1:Single Row
- (3) XX:No. Of Position/Per Row
- (4) P:Male
- (5) W:SMT Right Angle
- (6) H:RoHS Compliant

△ Pin	A	B	C
2	3.00	9.65	14.20
3	6.00	12.65	17.20
4	9.00	15.65	20.20
5	12.00	18.65	23.20
6	15.00	21.65	26.20
7	18.00	24.65	29.20
8	21.00	27.65	32.20
9	24.00	30.65	35.20
10	27.00	33.65	38.20
11	30.00	36.65	41.20
12	33.00	39.65	44.20

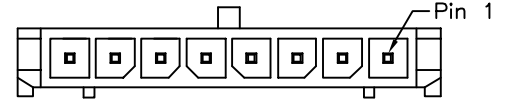
**AUK** A MEMBER OF AUK GROUP  
**太聯事業股份有限公司**  
**AUK CONTRACTORS CO., LTD.**

CATEGORY		APPROVED BY EMILY		UNLESS OTHERWISE SPECIFIED TOLERANCES ARE .X ±0.50 .XX ±0.25 .XXX ±0.10 ANG. ±2°
PART No. MIF1XXXPW-H		CHECKED BY HZF		
DRAWING No. MIF1XXXPW-H		DRAWING BY GAO		
SCALE	NONE	REV.	A1	
UNIT	mm			NO.REV.

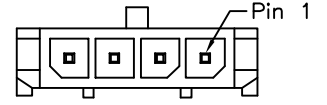
NO.	REV.	REVISIONS	CHK	DATE
△ A1		Modify Data	HZF	01/26/2013
△ A0		NEW RELEASE	HZF	12/29/2009



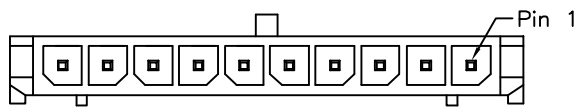
09 Pin



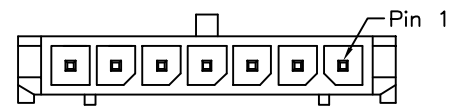
08 Pin



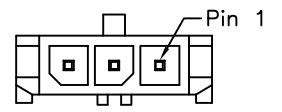
04 Pin



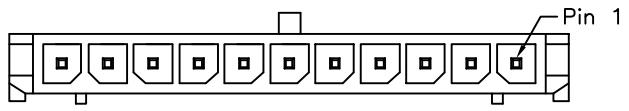
10 Pin



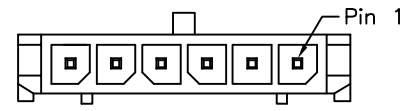
07 Pin



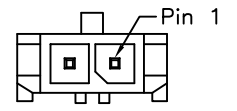
03 Pin



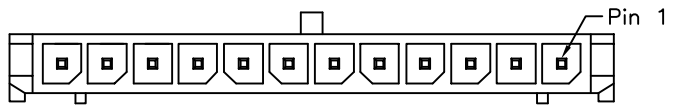
11 Pin



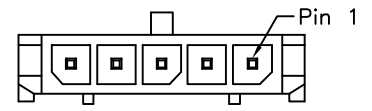
06 Pin



02 Pin



12 Pin



05 Pin

**AUK** A MEMBER OF AUK GROUP  
**太聯事業股份有限公司**  
**AUK CONTRACTORS CO., LTD.**

CATEGORY		APPROVED BY		UNLESS OTHERWISE SPECIFIED TOLERANCES ARE .X ±0.50 .XX ±0.25 .XXX ±0.10 ANG. ±2°
PART No. MIF1XXXPW-H		EMILY		
DRAWING No. MIF1XXXPW-H		CHECKED BY HZF		
SCALE		DRAWING BY GAO		
NONE		REV.	A1	UNIT mm

NO.	REV.	REVISIONS	CHK	DATE
△ A1		Modify Data	HZF	01/26/2013
△ A0		NEW RELEASE	HZF	12/29/2009