REV.	DESCRIPTION	DRAWN	CHECKED	APPROVED
A	NEW RELEASE	LJH 05/17/05'	~	LJC 05/17/05'
B	统一尺寸规格	LL 11/16/06'	~	LJC 11/16/06'
C	增加尺寸选项	YCH 07/27/10'	~	LJC 07/27/10'
E	DEL P/N CODE	JLZ 10/28/14'	~	

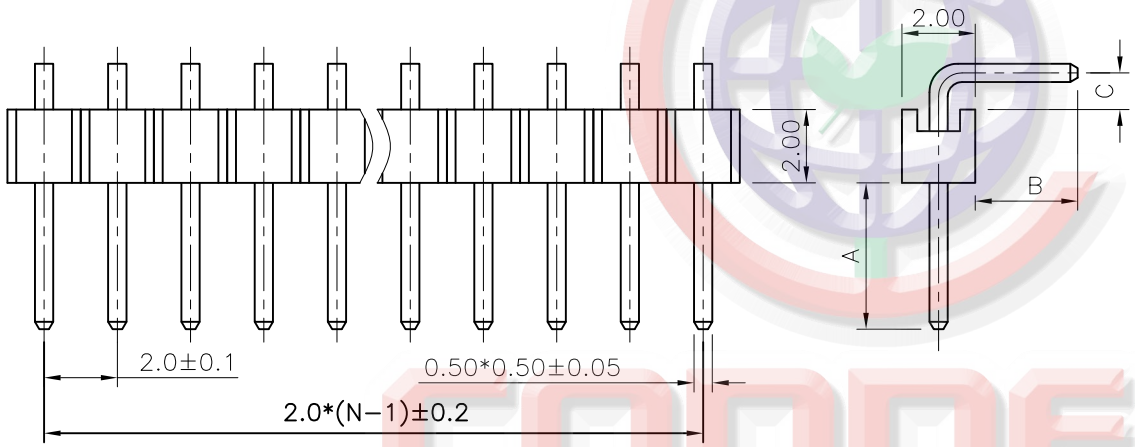

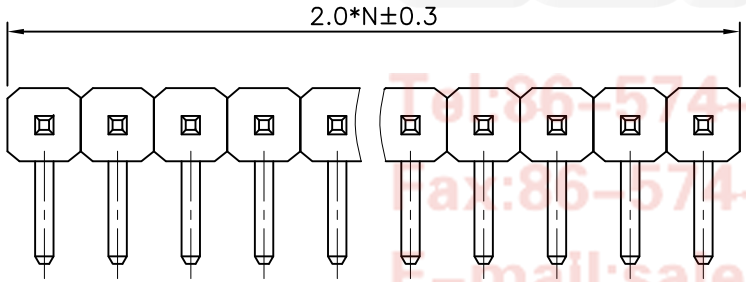

N: NUMBER OF CONTACTS
A&B&C: CUSTOMER LENGTH AVAILABLE

NOTES:

1. MATERIAL & FINISHES:
   1.1 INSULATOR: THERMOPLASTIC(UL 94V−0).
   1.2 CONTACT MATERIAL: COPPER ALLOY.

2. SPECIFICATION
   2.1 CURRENT RATING: 1.5 Amp.
   2.2 INSULATION RESISTANCE: 1000MΩ Min.
   2.3 DIELECTRIC WITHSTANDING: 600VAC.
   2.4 CONTACT RESISTANCE: 20mΩMax.
   2.5 OPERATING TEMPERATURE: −40°C TO +105°C.

3. PRODUCT NUMBER CODE:
   DS1025−02 − X X X X X X − X

- PLATING LEVEL(FOR GOLD ONLY) Ⓓ
  3A: 0.8−1.2u" B: LEVEL B Ⓔ
- Dim. A B C type
  1: Type 1
  2: Type 2
  3: Type 3
  4: Type 4
  5: Type 5
  .....
- MOUNTING TYPE
  R: RIGHT ANGLE TYPE
- HOUSING COLOR
  B: BLACK
- CONTACT PLATING
  8: FULL GOLD FLASH
- CONNECTOR TYPE
  P: PLUG
- No.OF CONTACTS
  1*2−1*40

TABLE A:

TYPE	Dimension A	Dimension B	Dimension C	Pin Length
1	4.00	2.80	1.00	10.50
Ⓑ 2	5.00	2.50	1.00	11.00
3	5.00	4.75	0.75	13.10
4	3.80	3.80	0.75	11.00
5	2.50	2.80	1.30	9.20
6	3.70	3.00	1.75	11.00
7	3.50	2.50	0.25	9.00

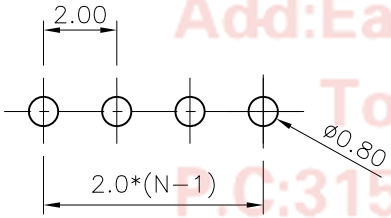

RECOMMEND PCB LAYOUT(TOLERANCE=±0.05)

GENERAL TOLERANCE		ANGLE TOLERANCE	
X.	±0.60	X.	±5°
.X	±0.38	.X	±3°
.XX	±0.25	.XX	±2°

DRAWING TYPE	CUSTOMER		
SCALE	1:1	SHEET	1 OF 1
DRAWING NO.	C−DS1025−02−XXXXXX−X−E		

PROJECTION		TITLE	2.0mm PIN HEADER SINGLE ROW RIGHT ANGLE TYPE
UNITS	mm		
SHEET SIZE	A4	SERIES	DS1025−02 SERIES

晨翔电子有限公司
CONNFLY® CONNFLY ELECTRONIC CO., LTD

CONNFLY®
Tel:86-574-63508787
Fax:86-574-63510877
E-mail:sale@connfly.com
http://www.connfly.com
Add:East Industry Zone KuangYan
Town Cixi Ningbo China
P.C:315333