

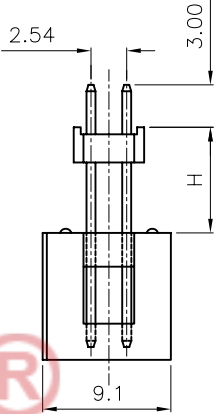
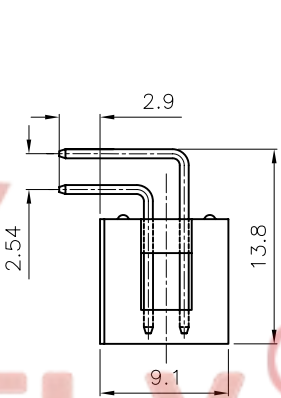
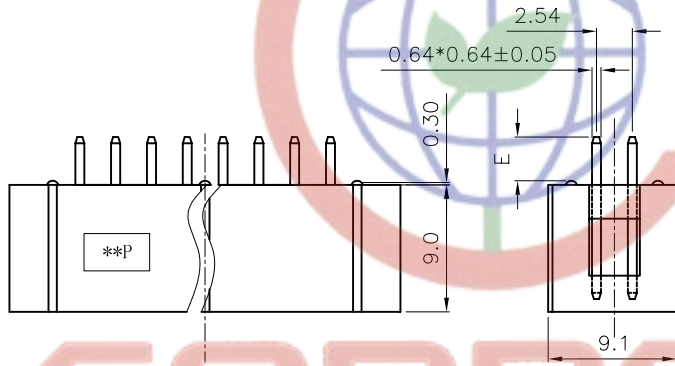
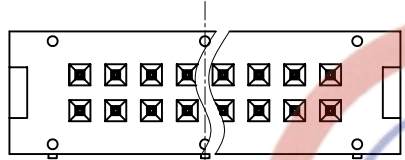
REV.	DESCRIPTION	DRAWN	CHECKED	APPROVED
A	NEW RELEASE	LJH 09/20/05'	~	LJC 09/20/05'
B	料号中增加尺寸DIM. H, E选项	YCH 07/18/08'	~	LJC 07/18/08'
C	ADD P/N CODE	YCH 12/02/13'	~	

NOTES:

- ELECTRICAL CHARACTERISTICS:
 - CONTACT RESISTANCE: 20mΩ Max. INITIAL.
 - DIELECTRIC WITHSTANDING VOLTAGE: 500V AC(rms) FOR 1 MINUTE.
 - INSULATION RESISTANCE: 1000MΩ Min.
- ENVIRONMENT CHARACTERISTICS:

TEMPERATURE RANGE: -40°C~+105°C.
- PRODUCT NUMBER CODE:

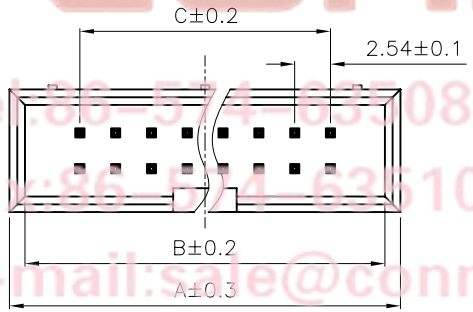
- DS1013- X X X X X X - X - X
- HOUSING MATERIAL
 - 0: PBT UL94 V-0
 - 2: PBT UL94 HB
 - 4: PA-46
 - PLATING LEVEL(FOR GOLD ONLY) ©
 - 3A: 0.8-1.2u" AA: LEVEL AA
 - A: LEVEL A B: LEVEL B
 - D: LEVEL A N: LEVEL N
 - DIM. H TYPE (FOR ELEVATOR ONLY)
 - 1: 7.50
 - 2: 9.50
 - DIM. E TYPE (FOR V/T ONLY)
 - 1: 3.10
 - 2: 8.00
 - HOUSING COLOR
 - B: BLACK
 - W: WHITE
 - U: BLUE
 - A: GRAY
 - CONTACT PLATING
 - Si: FULL GOLD FLASH
 - MOUNTING TYPE
 - S: V/T TYPE
 - R: R/A TYPE
 - E: Elevator TYPE
 - No.OF CONTACTS
 - 06 08 10 14 16 20 26
 - 30 34 40 50 60 64



V/T TYPE

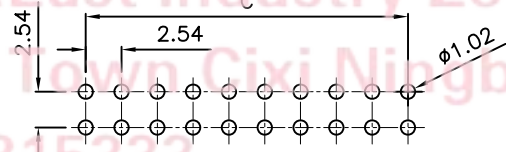
R/A TYPE

Elevator TYPE



Dimension

Position	A	B	C	10	12	14	16	20	26
	20.30	18.10	10.16	30	45.70	43.50	35.56		
	22.84	20.64	12.70	34	50.78	48.58	40.64		
	25.38	23.18	15.24	40	58.40	56.20	48.26		
	27.92	25.72	17.78	50	71.10	68.90	60.96		
	33.00	30.80	22.86	60	83.80	81.60	73.66		
	40.62	38.42	30.48	64	88.88	86.68	78.74		




RECOMMEND PCB LAYOUT(TOLERANCE=±0.05)

GENERAL TOLERANCE		ANGLE TOLERANCE	
X.	±0.60	X.	±5°
.X	±0.38	.X	±3°
.XX	±0.25	.XX	±2°

DRAWING TYPE	CUSTOMER		
SCALE	1:1	SHEET	1 OF 1
DRAWING NO.	C-DS1013-XXXX-X-X-C		

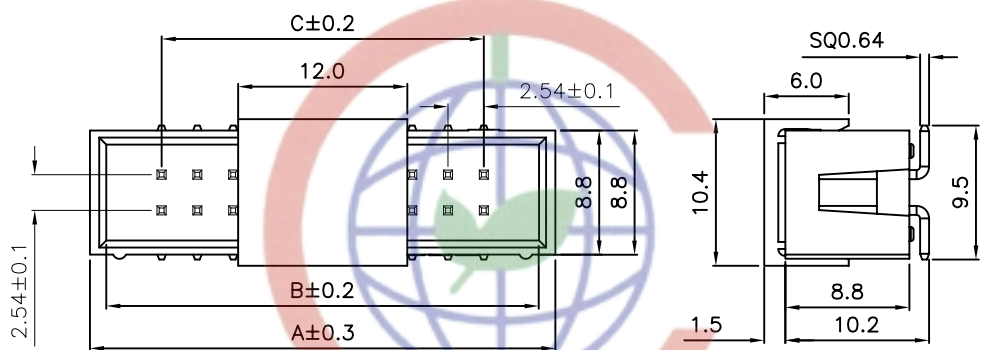
PROJECTION	TITLE
UNITS	2.54mm BOX HEADER
SHEET SIZE	R/A, V/T & ELEVATOR TYPE
	SERIES DS1013 SERIES


晨翔电子有限公司
CONNFLY® CONNFLY ELECTRONIC CO., LTD

REV.	DESCRIPTION	DRAWN	CHECKED	APPROVED
A	NEW RELEASE	LJH 09/20/05'	~	YCH 09/20/05'
B	ADD P/N CODE	YCH 12/02/13'	~	

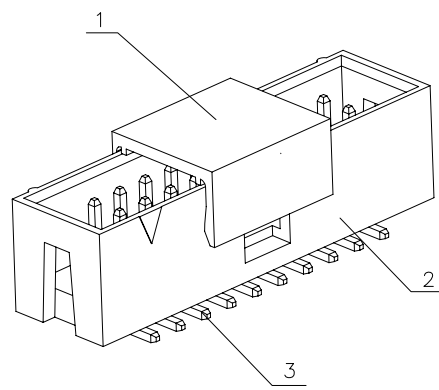
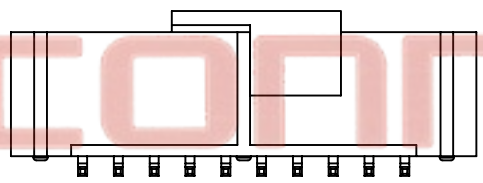
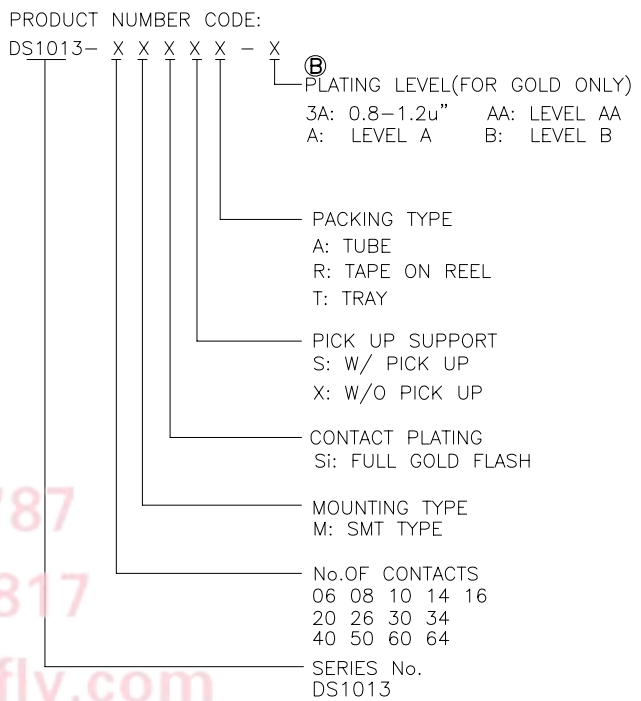
NOTES:

- ELECTRICAL CHARACTERISTICS:
 - CONTACT RESISTANCE: 20mΩ Max. INITIAL.
 - DIELECTRIC WITHSTANDING VOLTAGE: 500V AC(rms) FOR 1 MINUTE.
 - INSULATION RESISTANCE: 1000MΩ Min.
- ENVIRONMENT CHARACTERISTICS:
 - TEMPERATURE RANGE: -45°C~+105°C.
- PRODUCT NUMBER CODE:



Dimension

Position	A	B	C
10	20.30	18.10	10.16
12	22.84	20.64	12.70
14	25.38	23.18	15.24
16	27.92	25.72	17.78
20	33.00	30.80	22.86
26	40.62	38.42	30.48
30	45.70	43.50	35.56
34	50.78	48.58	40.64
40	58.40	56.20	48.26
50	71.10	68.90	60.96
60	83.80	81.60	73.66
64	88.88	86.68	78.74



Tel:86-574-63508787

Fax:86-574-63510817

E-mail: sales@connfly.com

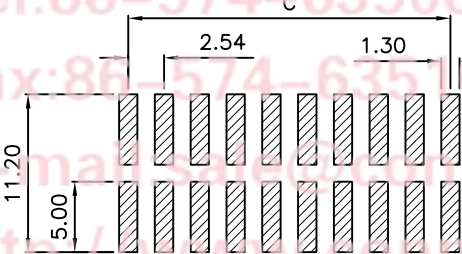
http://www.connfly.com

Add: East Industry Zone Kuang Yan

GENERAL TOLERANCE	ANGLE TOLERANCE
X. ±0.60	X ±5°
.X ±0.38	.X ±3°
.XX ±0.25	.XX ±2°


PROJECTION	TITLE
UNITS: mm	2.54mm BOX HEADER SMT TYPE
SHEET SIZE: A4	SERIES: DS1013 SERIES

RECOMMEND PCB LAYOUT TOLERANCE=±0.05



ITEM	PART NAME	PART NO.	MATERILAS	FINISHED
3	CONTACT		COPPER ALLOY	GOLD FLASH
2	HOUSING		PA-9T	RoHS II & REACH,UL94 V-0
1	PICK UP		PA-9T	RoHS II & REACH,UL94 V-0

DRAWING TYPE	CUSTOMER
SCALE: 1:1	SHEET: 1 OF 1
DRAWING NO.	C-DS1013-XXMXXX-X-B


晨翔电子有限公司
CONNFLY® CONNFLY ELECTRONIC CO., LTD