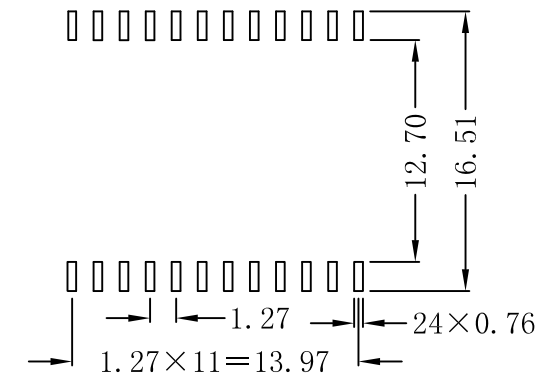
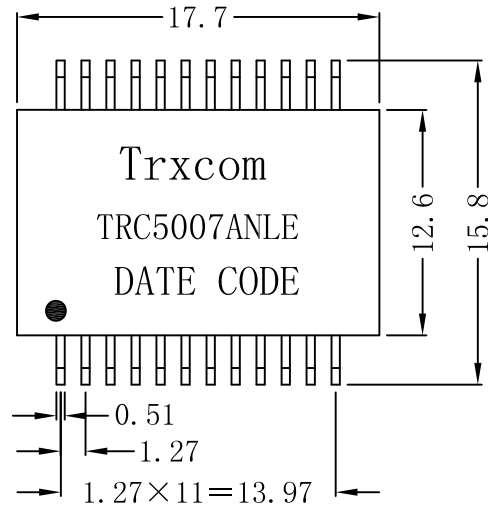
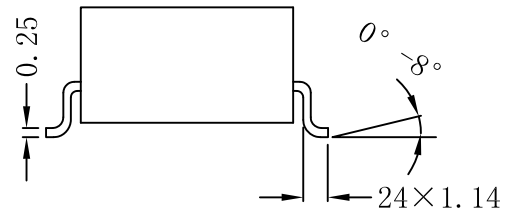
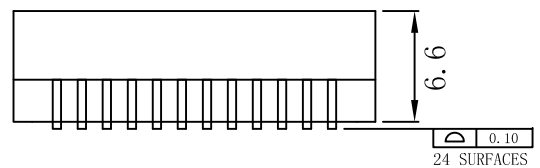


Mechanical :

REV.	ECN NO.	DESCRIPTION	DATE	APPD
A	REL		2010/07/05	



SUGGESTED PAD LAYOUT



NOTES:

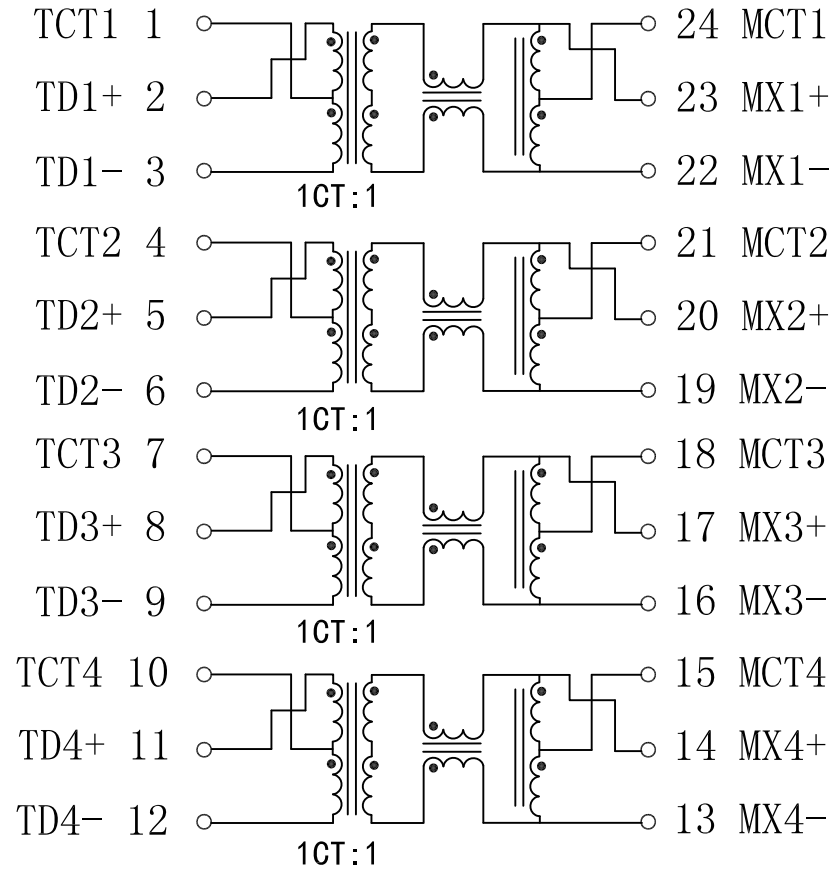
1. Designed to support application, such as SOHO (ADSL modems), LAN-on-Motherboard (LOM), hub and Switches.
2. With various Turns Ratios.
3. RoHS "NLE" peak solder rating 235°C.
4. UL Certification: File Number E321120



X:X	±0.20	APPD:	Trxcom
X:XX	±0.10	CHKD:	ShenZhen Trxcom Electronics Co., ltd
X:XXX	±0.05	DR: C. H. Y	TITLE: 1000Base-T Magnetic Modules
ANGLES	±1°	UNIT: mm	PART NO.: TRC5007ANLE
	SCALE: 2/1	SHEET: 1/2	REV: A DWG NO.: TRC10070508

Schematic:

REV.	ECN NO.	DESCRIPTION	DATE	APPD
A	REL		2010/07/05	



Electrical Specifications @25°C

- Insertion Loss:
 - 1-100MHz:-1.0dB Max
- Return Loss(dB Min):
 - 1-30MHz:-18 40MHz:-18
 - 50MHz:-16 60-80MHz:-12
 - 100MHz:-10
- Crosstalk(dB Min):
 - 30MHz:-45 60MHz:-40
 - 100MHz:-35
- DCMR: (dB Min):
 - 30MHz:-43 60MHz:-37
 - 100MHz:-33
- Isolation Voltage: 1500Vrms Min
- Operating Temperature: -40°C ~ +85°C



X:X	±0.20	APPD:	Trxcom	
X:XX	±0.10	CHKD:	ShenZhen Trxcom Electronics Co.,ltd	
X:XXX	±0.05	DR: C. H. Y	TITLE: 1000Base-T Magnetic Modules	
ANGLES	±1°	UNIT: mm	PART NO.: TRC5007ANLE	
	SCALE: 2/1	SHEET: 2/2	REV: A	DWG NO.: TRC10070508