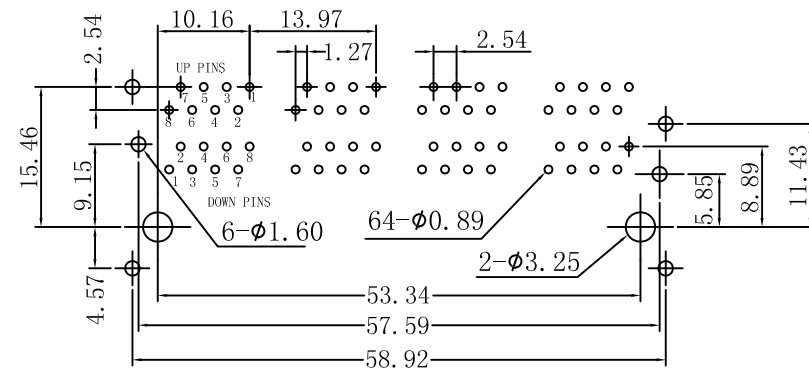
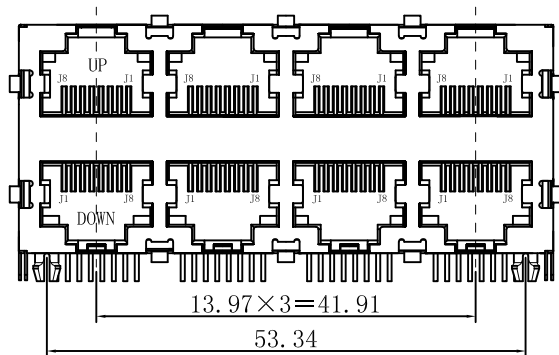
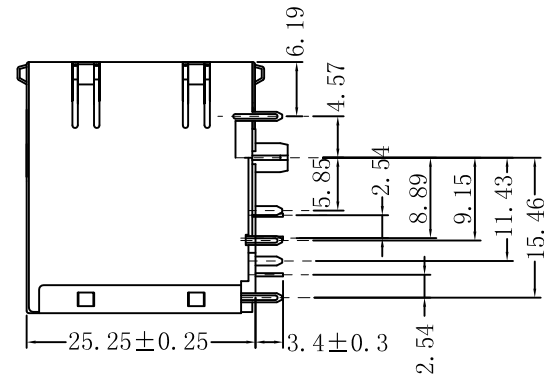
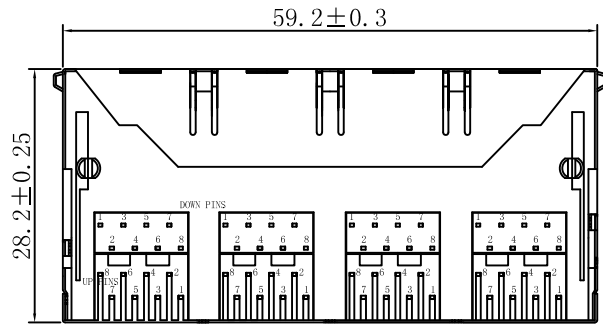


Mechanical:

REV.	ECN NO.	DESCRIPTION	DATE	APPD
A	REL		2010/09/30	



SUGGESTED PCB LAYOUT (TOP VIEW)

PCB JACK Specification

1. Insulation Resistance: 500MΩ MIN @ 500 VDC
2. Withstanding Voltage: AC1000V 50Hz or 60Hz 1min.
3. Durability: 600 Mating Circles MIN.
4. Gold Plating: (Gold Flash; 1.5; 3; 6; 15; 30; 50) u" inch
5. (1) Storage: -40°C to +85°C
(2) Operation: -40°C to +85°C
(3) Wave solder temperature: 230°C to 250°C, 5~10 Sec.
6. UL Certification: File Number E321120



X:X	±0.20	APPD:	Trxcom	
X:XX	±0.10	CHKD:	ShenZhen Trxcom Electronics Co., Ltd	
X:XXX	±0.05	DR: C. H. Y	TITLE: SIDE ENTRY PCB JACK WITH SHIELD & 8P8C-2×4	
ANGLES	±1°	UNIT: mm	PART NO.: TRJE308CNL	
	SCALE: 2/1	SHEET: 1/1	REV: A	DWG NO.: TRC10093001